


City of Warner Robins Annual Budget



**for the year
July 1, 2016 to June 30, 2017**

Index

	Page Number
Legislative and Administrative Personnel	3
Budget Summary - All Funds	4
Budget Ordinance	5
Fund # 10 General Fund	6
Special Revenue Funds Summary:	121
Fund # 11:	
W. R. Redevelopment Agency	122
Fund # 14:	
Public Safety-Condemned Funds	125
Fund # 15:	
Public Safety-Donations	125
Fund # 16:	
Hotel/Motel Tax	127
Motor Vehicle Rental Tax	127
Fund # 17:	
Recreation Capital Improvement	129
Fund # 18:	
Recreation Activities	129
Fund # 20:	
Bureau of Civic Affairs (BCA)	130
Visitor's Center	133
Fund # 21:	
Community Development Block Grant (CDBG)	135
Capital Project Funds Summary:	137
Fund # 32	
SPLOST 2001	139
Fund # 33	
SPLOST 2006	141
Fund # 34	
SPLOST 2012	142
Fund # 36	
Warner Robins Public Facilities Authority (WRPFA)	145
Enterprise Funds Summary:	147
Fund # 52 Sanitation	148
Fund # 53 Water & Sewer	150
Fund # 54 Natural Gas	160
Fund # 61 Stormwater Drainage	165

Executive, Legislative, and Administrative

Executive

Randy Toms Mayor

Legislative

Mike Davis Councilman
Clifford Holmes Jr. Councilman
Keith Lauritsen Councilman
Carolyn Robbins Councilwoman
Charles K Shaheen III Councilman
Tim Thomas Councilman

Administrative

William G. Harte, CPA Director of General Administration/City Clerk
Brett Evans Chief of Police Department
Robert Singletary Chief of Fire Department
George Brannen Director of Public Works Department
James Dodson Director of Recreation Department
Sherri Windham Director of Community Development
William Mulkey Director of Building & Transportation
Montie Walters Director of Utility Department
James E. Elliott, Jr. City Attorney
Holly V. Gross, CPA Chief Financial Officer
J. Bryan Fobbus Director of Human Resource
Kim Demoonie Procurement Manager
Forrest Walker City Engineer
Charles Beauchea Utility Engineer
Gary D. Lee Director of RDA/Economic Development

Budget Summary - All Funds for FY 2017

<u>Funds</u>	<u>Salaries & Benefits</u>	<u>Operations</u>	<u>Capital & Debt</u>	<u>Total</u>
General Fund	30,239,694 75.98%	8,901,107 22.37%	658,423 1.65%	39,799,224 100.00%
Special Revenues Funds	232,073 4.80%	4,568,396 94.43%	37,500 0.78%	4,837,969 100.00%
Capital Project Funds	0	0	6,281,543	6,281,543
Enterprise Funds	4,675,955 14.85%	20,638,692 65.56%	6,168,226 19.59%	31,482,873 100.00%
Total - All Funds	35,147,722 42.65%	34,108,195 41.39%	13,145,692 15.95%	82,401,609 100.00%

No.: 12-16
CITY OF WARNER ROBINS
STATE OF GEORGIA

ORDINANCE

WHEREAS, the Mayor of the City of Warner Robins has prepared and submitted to the City Council a line-item budget for the fiscal year beginning July 1, 2016 and ending June 30, 2017; and,

WHEREAS, the Mayor and Council have studied and revised the proposed budget, and it is in the best interest of the City that the budget be adopted,

NOW, THEREFORE, BE IT ORDAINED by the Mayor and Council of the City of Warner Robins that the annual budget for the general government for the fiscal year beginning July 1, 2016 and ending June 30, 2017, attached hereto and made part hereof, in the amount of \$39,820,637 for the General Fund; \$4,837,599 for the Special Revenue Funds; \$6,281,543 for the Capital Project Funds; \$8,538,211 for the Sanitation Fund; \$14,924,226 for the Water and Sewer Fund; \$2,326,164 for the Stormwater Drainage Fund; and \$5,685,461 for the Natural Gas Fund is hereby approved and adopted.

BE IT FURTHER ORDAINED that during the year of July 1, 2016 to June 30, 2017, the General Fund shall receive transfers of \$562,500 from the Tourist Allocation Board (TAB); \$1,700,000 from the Water and Sewer Fund; and \$2,200,000 from the Natural Gas Fund.

BE IT FURTHER ORDAINED that the Budget shall be amended so as to adapt to changing governmental needs during the fiscal year as follows:

- (1) Any increase in appropriations in any Fund for any Function/Department, whether through a change in Anticipated Revenues in any Fund or through a transfer of appropriations among Functions/Department, in excess of the approved budget shall require an ordinance of Mayor and Council authorizing said funds to be expended, except in the case of insurance reimbursements for vehicle collisions and other equipment losses, and reimbursements of materials purchased from the City of Warner Robins, in which instance the Chief Financial Officer's Office is granted authority to allocate funds to the appropriate Function/Department line item from insurance proceeds, or from reimbursement of materials, for the replacement or repair of damaged equipment items, and for replacement of materials;
- (2) In the event of receipt of un-budgeted grant revenues, the Chief Financial Officer's Office is granted authority to allocate such funds to the appropriate Function/Department line item in order to comply with the purpose of such grant receipts;
- (3) Any transfers of appropriations in any line item can be shifted from one line item to another within each Fund/Function/Department, only by written approval of the Mayor.
- (4) Any transfers from the committed fund balances of the City's Special Revenue Funds to further the support of those Funds' purpose shall require written approval of the Mayor.

BE IT FURTHER ORDAINED that the salaries of municipal employees are not established by the budget, and increase in salaries will only be done according to procedures outlined in the Classification, Salary Administration and Performance Management System.

If any ordinance or part thereof, of the City of Warner Robins is in conflict herewith, this ordinance shall have preference. If any provisions of this ordinance are held invalid, such invalidity shall not affect any of the other provisions, which can be given effect without the invalid provision, and, to this end, the provisions of this ordinance are declared to be severable.

This ordinance was first read on June 20, 2016 and shall become effective upon adoption this 20th day of June, 2016.

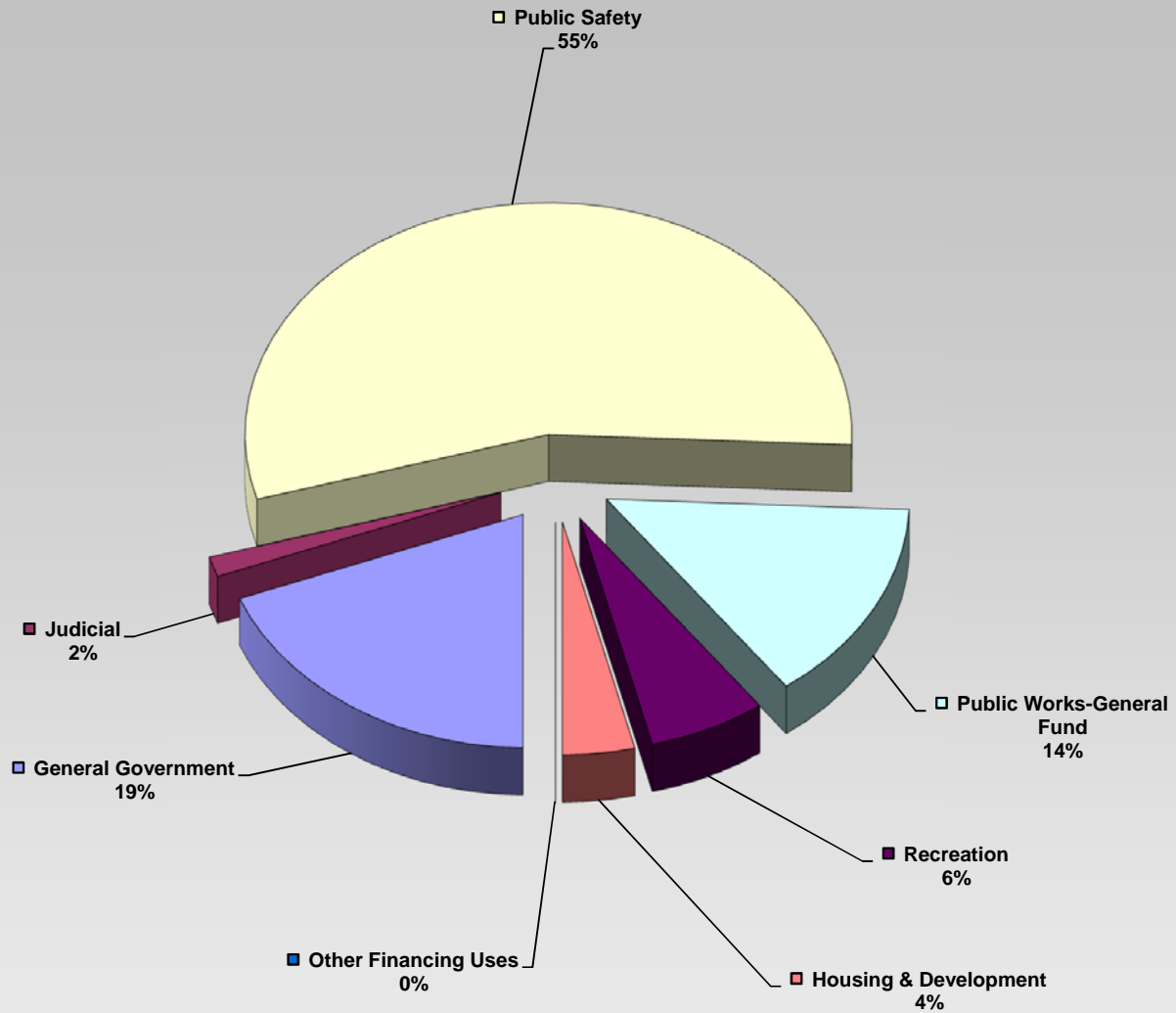
CITY OF WARNER ROBINS, GEORGIA

ATTEST: William G. Harte
William G. Harte, City Clerk

BY: Randy Toms
Randy Toms, Mayor

General Fund Summary

GENERAL FUND EXPENDITURES



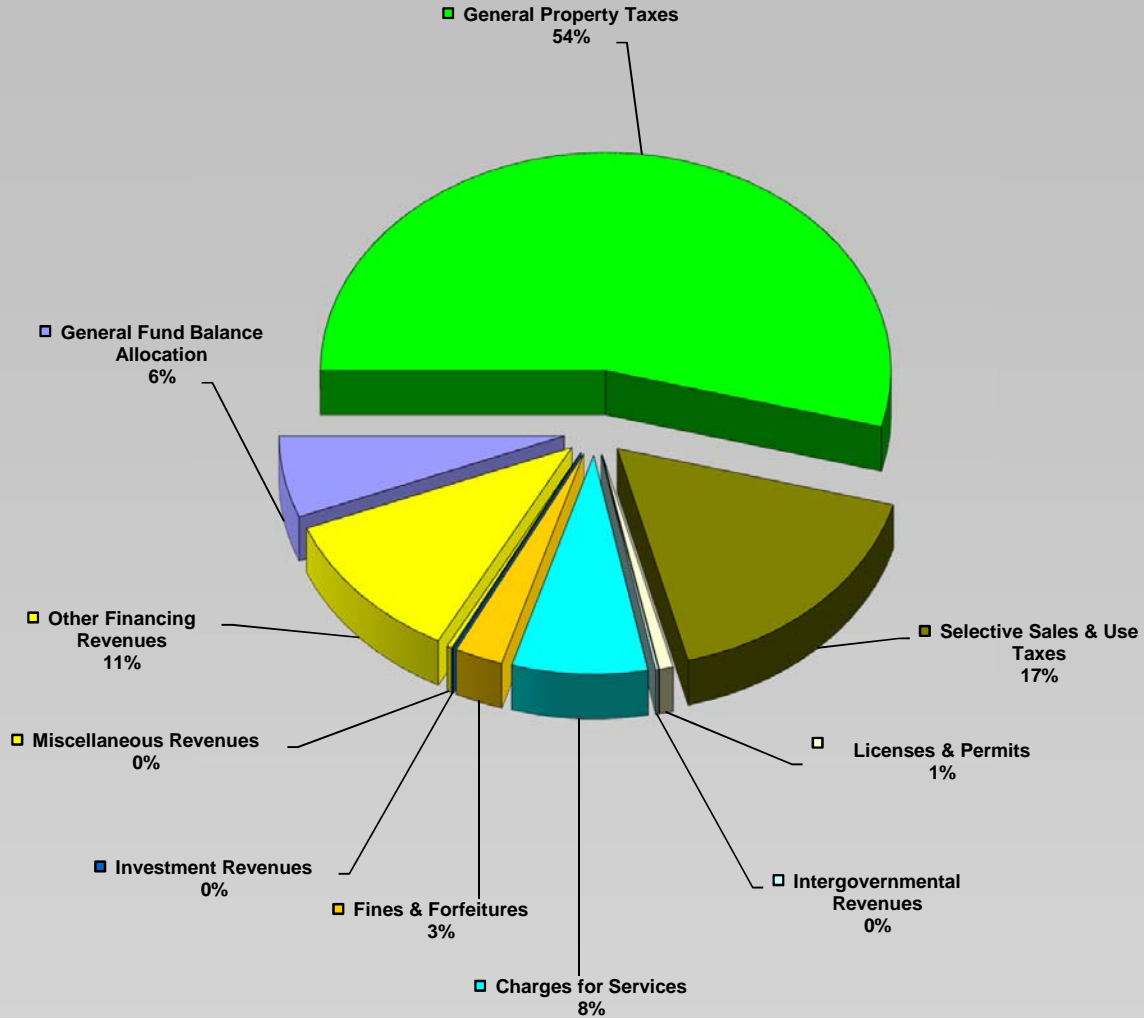
General Fund Summary Fiscal Year 2017

Revenue: **39,799,224**

<u>Expenditures:</u>	Salaries			
By Functions:	<u>& Benefits</u>	<u>Operations</u>	<u>Capital</u>	<u>Total</u>
1000 General Government	4,673,352	2,831,658	98,500	7,603,510
2000 Judicial	301,329	252,228	0	553,557
3000 Public Safety	18,818,212	2,937,520	220,023	21,975,755
4000 Public Works-General Fund	3,633,539	1,762,471	260,000	5,656,010
6000 Recreation	1,724,835	680,300	79,900	2,485,035
7000 Housing & Development	1,088,427	436,930	0	1,525,357
9000 Other Financing Uses	0	0	0	0
Total Expenditures	<u>30,239,694</u>	<u>8,901,107</u>	<u>658,423</u>	<u>39,799,224</u>

General Fund Summary

GENERAL FUND REVENUES



General Fund Revenues Fiscal Year 2017

	F/Y 2015	F/Y 2016	F/Y 2016	F/Y 2016	F/Y 2017
	<u>Actual</u>	<u>Budgeted</u>	<u>Revised Bgt</u>	<u>Est'd Actual</u>	<u>Budgeted</u>
41001 Real property-Current Year	15,298,910	15,534,452	15,534,452	15,271,130	15,335,396
41005 Housing Authority	45,028	40,700	40,700	45,000	45,000
41006 Intangible Tax	238,754	220,000	220,000	224,908	225,000
41007 Real Estate Transfer Tax	79,373	70,000	70,000	77,057	75,000
41050 Title Ad Valorem Tax (TAVT)	413,700	410,000	410,000	374,739	375,000
41051 Motor vehicle taxes	1,530,893	1,500,000	1,500,000	1,534,068	1,500,000
41052 Mobile home taxes	28,932	27,000	27,000	29,443	28,500
41101 Electric franchise	3,249,664	3,030,000	3,030,000	3,033,161	3,033,000
41102 Telephone franchise	105,865	100,900	100,900	103,577	103,500
41103 Cable TV franchise	703,131	700,000	700,000	700,104	700,000
41120 LOST-Peach County Sales Tax	37,300	40,000	40,000	33,042	33,000
41401 Pen & int delinq Property Tax	175,790	145,000	145,000	95,810	95,000
General Property Taxes	21,907,340	21,818,052	21,818,052	21,522,039	21,548,396
41152 Alcoholic beverage excise	996,531	961,000	961,000	1,042,408	1,040,000
41153 Local Option Mixed Drinks	106,710	104,000	104,000	110,403	110,000
41201 Business & Occupation Taxes	1,494,524	1,450,000	1,450,000	1,453,084	1,450,000
41202 Insurance premium tax	3,701,867	3,702,000	3,702,000	3,953,800	3,950,000
41203 Financial institutions tax	133,833	133,800	133,800	151,205	151,000
41403 Pen & int delinq Bus & Ocp taxes	16,866	10,000	10,000	10,000	10,000
Selective Sales & Use Taxes	6,450,331	6,360,800	6,360,800	6,720,900	6,711,000
42101 Construction permits	129,927	163,000	163,000	175,153	170,000
42102 Plumbing permits	30,511	47,500	47,500	62,322	60,000
42103 Electric permits	55,439	82,500	82,500	71,451	72,000
42104 Land disturbance & Zoning	9,692	7,500	7,500	10,040	9,500
42105 Reinspection Fees	300	400	400	200	400
42106 Tire Storage Permits	0	0	0	100	100
Licenses & Permits	225,869	300,900	300,900	319,266	312,000
43001 Grant Income-Public Safety	49,960	0	0	49,960	0
43301 State Grants-WRATS	135,476	62,000	62,500	135,476	62,000
43302 State Grants-LMIG	541,262	0	0	540,005	0
Intergovernmental Revenues	726,698	62,000	62,500	725,441	62,000
44001 Election fees	0	3,000	3,000	1,512	0
44002 Planning & Zoning Fees	10,978	6,900	6,900	6,294	6,300
44003 Administration Fees	2,200,000	2,200,000	2,200,000	2,200,000	2,200,000
44005 C.D. Reimbursements	17,380	12,800	12,800	13,692	12,800
44051 Open Records Req/Police Copies	15,921	14,000	14,000	14,562	14,000
44052 Special police services	218,910	225,000	225,000	218,910	200,000
44102 Clearance/Demolition	10,050	0	0	10,050	0
44151 Program fees	217,544	207,000	207,000	198,080	200,000
44152 Ceramics fees and charges	23,363	22,800	22,800	17,458	18,000
44153 Concessions	2,467	2,600	2,600	1,861	1,900
44171 Golf Course Green Fees	0	0	0	0	97,439
44172 Golf Course Cart Rentals	0	0	0	0	109,290
44175 Golf Course Membership Dues	0	0	0	0	47,037
44176 Golf Course Driving Range Fees	0	0	0	0	0
44154 Recreation Facilities rental	95,820	92,000	92,000	83,384	84,000
44201 Animal control and shelter fees	44,281	46,500	46,500	47,701	47,500
44601 Shop labor	21,560	21,760	21,760	21,560	21,760
Charges for Services	2,878,274	2,854,360	2,854,360	2,835,064	3,060,026
45001 Municipal Court fines	1,003,992	1,019,000	1,019,000	1,076,040	1,086,000
Fines & Forfeitures	1,003,992	1,019,000	1,019,000	1,076,040	1,086,000
46001 Interest revenues	25,338	25,000	25,000	40,063	40,000
Investment Revenues	25,338	25,000	25,000	40,063	40,000
47009 Contributions & Donations	0	0	0	0	0
48001 Rental Income	12,384	12,000	12,000	11,370	12,000
48002 Auditorium rent	12,516	10,000	10,000	12,516	12,000
48053 Miscellaneous Income	143,995	100,000	100,000	90,000	90,000
48101 Insurance Recoveries	238,345	0	0	44,744	0
Miscellaneous Revenues	407,240	122,000	122,000	158,630	114,000
49016 Transfer in-TAB(Hotel/Motel Tax)	526,057	500,000	500,000	552,380	562,500
49053 Transfer in-Water & Sewer	1,700,000	1,700,000	1,700,000	1,700,000	1,700,000
49054 Transfer in-Natural Gas	2,200,000	2,200,000	2,200,000	2,200,000	2,200,000
49201 Sales of surplus property	69,484	5,000	5,000	2,818	5,000
Other Financing Revenues	4,495,541	4,405,000	4,405,000	4,455,198	4,467,500
General Fund Balance Allocation	384,753	1,096,411	1,096,411	0	2,398,302
Total General Fund Revenues	38,505,376	38,063,523	38,064,023	37,852,641	39,799,224

FUND 10 GENERAL FUND
FUNCTION 1000 GENERAL GOVERNMENT

Activity

Legislative:

1110 City Council

Executive:

1310 Mayor's Office

1330 City Clerk

Elections:

1400 City Elections

General Administration:

1512 Finance

1514 Tax Administration

1517 Purchasing

1519 Inventory & Receiving

1530 Legal Services

1535 Management Information Systems

1540 Human Resources

1555 Risk Management

1565 General Government Building & Grounds

1575 General Engineering

1580 Record Management

1590 Customer Services

1595 General Administration Fees

FUND 10 GENERAL FUND
FUNCTION 1000 GENERAL GOVERNMENT

Summary of Budgeted FY2017 General Government Activities

Activity	Salaries &				
	<u>Benefits</u>	<u>Operations</u>	<u>Capital</u>	<u>Totals</u>	
Legislative					
1110	City Council	153,848	39,800	0	193,648
Executive					
1310	Mayor's Office	410,836	44,800	0	455,636
1330	City Clerk	149,671	44,350	0	194,021
Elections					
1400	City Elections	0	0	0	0
General Administration					
1512	Finance	485,551	234,250	2,000	721,801
1514	Tax Administration	362,684	100,100	13,500	476,284
1517	Purchasing	194,467	20,775	0	215,242
1519	Inventory & Receiving	241,478	22,643	0	264,121
1530	Legal	307,088	111,500	0	418,588
1535	Management Information System	345,734	646,686	80,000	1,072,420
1540	Human Resources	451,437	132,300	3,000	586,737
1555	Risk Management	0	604,000	0	604,000
1565	General Bldg & Plant	541,336	366,200	0	907,536
1575	General Engineering	409,766	55,604	0	465,370
1580	Records Management	77,303	3,850	0	81,153
1590	Customer Service	542,153	214,800	0	756,953
1595	General Administration Fees	0	190,000	0	190,000
Total General Government		4,673,352	2,831,658	98,500	7,603,510

this page intentionally left blank

FUND 10 GENERAL FUND
FUNCTION 1000 General Government
ACTIVITY 1110 Legislative - City Council

DEPARTMENT 01

<u>Acct #</u>	<u>Salaries & Benefits</u>	<u>F/Y 2015 Actual</u>	<u>Original F/Y 2016 Budget</u>	<u>Amended F/Y 2016 Budget</u>	<u>F/Y 2016 Est'd Actual</u>	<u>F/Y 2017 Budget</u>
51003	Salaries- part time-Council Members	30,115	30,234	30,234	30,114	30,114
51012	Vehicle Allowance	20,479	20,400	20,400	20,400	20,400
51201	FICA	3,594	3,874	3,874	3,864	3,864
51202	Group Health	59,780	86,020	86,020	86,020	96,770
51203	Retirement	3,300	2,600	2,600	2,600	2,700
	Total Salaries & Benefits	117,268	143,128	143,128	142,998	153,848
	<u>Operating Expenditures</u>					
52312	Telephone	5,637	5,600	5,600	5,692	5,700
52331	Printing	0	350	350	350	350
52341	Travel & Business Mtg	24,731	32,000	32,000	32,000	32,000
53371	Other Supplies	150	1,750	1,775	1,750	1,750
	Total Operating Expenditures	30,518	39,700	39,725	39,792	39,800
	Total Expenditures	147,786	182,828	182,853	182,790	193,648

FUND 10 GENERAL FUND
Function 1000 General Government
Activity 1310 Executive

Authorized Strength- Full time

Elected Official/Mayor	1
Economic Development Director	1
Executive Assistant (Mayor)	1
Administrative Secretary (Mayor)	1
Administrative Secretary (RDA)	1
Public Information Officer	1
total	6

Fixed Asset Additions and Replacements

Acct #	A/R	Qty	Description	Amount
total				0

FUND 10 GENERAL FUND
Function 1000 General Government
Activity 1310 Executive - Mayor's Office

Department 01

<u>Acct #</u>	<u>Salaries & Benefits:</u>	<u>Original</u>		<u>Amended</u>		
		<u>F/Y 2015</u>	<u>F/Y 2016</u>	<u>F/Y 2016</u>	<u>F/Y 2016</u>	<u>F/Y 2017</u>
		<u>Actual</u>	<u>Budget</u>	<u>Budget</u>	<u>Est'd Actual</u>	<u>Budget</u>
51001	Salaries- full time	243,580	273,611	273,611	248,184	275,785
51002	Salaries- over time	1,101	2,000	2,000	1,100	2,000
51012	Vehicle Allowance	7,228	7,200	7,200	7,200	7,200
51201	FICA	19,051	21,635	21,635	19,621	21,801
51202	Group Health	49,816	71,680	71,680	71,680	80,650
51203	Retirement	28,596	21,800	21,800	21,800	23,400
51205	Worker's compensation	0	0	0	0	0
	Total Salaries & Benefits	349,372	397,926	397,926	369,585	410,836
 <u>Operating Expenditures:</u>						
52141	Repairs & maint by vdr- Vehicles	1,550	1,000	1,000	1,000	1,500
52311	Postage	33	250	250	250	0
52312	Telephone	2,432	5,000	5,000	2,820	4,000
52341	Travel & Business Mtg	15,479	22,000	22,000	22,000	22,000
52351	Dues	544	2,000	2,000	544	1,000
53001	Office Supplies	1,246	2,000	2,000	2,000	2,000
53261	Gas/Diesel/Oil/Grease	1,442	2,000	2,000	1,441	2,000
53302	Mayor's Account	6,877	12,000	12,000	6,877	12,000
53311	Subscriptions & Publications	150	300	300	300	300
	Total Operating Expenditures	29,753	46,550	46,550	37,232	44,800
 <u>Capital Expenditures:</u>						
54123	Vehicles	0	0	0	0	0
	Total Capital Exp	0	0	0	0	0
	Total Expenditures	379,125	444,476	444,476	406,817	455,636

Fund 10 GENERAL FUND
Function 1000 General Government
Activity 1330 Executive

Authorized Strength- Full time

City Clerk	1
total	1

Fixed Asset Additions and Replacements

Acct #	A/R	Qty	Description	Amount	
				total	0

Fund 10 GENERAL FUND
Function 1000 General Government
Activity 1330 Executive - City Clerk

DEPARTMENT 01

<u>Acct #</u>		<u>F/Y 2015</u>	<u>Original</u>	<u>Amended</u>	<u>F/Y 2016</u>	<u>F/Y 2017</u>
			<u>F/Y 2016</u>	<u>F/Y 2016</u>		
	<u>Salaries & Benefits:</u>	<u>Actual</u>	<u>Budget</u>	<u>Budget</u>	<u>Est'd Actual</u>	<u>Budget</u>
51001	Salaries- full time	75,592	98,692	98,692	98,692	100,292
51003	Salaries- part time	7,766	15,458	15,458	15,458	15,399
51201	FICA	6,326	8,732	8,732	8,732	8,850
51202	Group Health	9,970	14,340	14,340	14,340	16,130
51203	Retirement	8,796	8,300	8,300	8,300	9,000
51205	Worker's compensation	0	0	0	0	0
	Total Salaries & Benefits	108,450	145,522	145,522	145,522	149,671
	<u>Operating Expenditures:</u>					
52312	Telephone	1,396	1,500	1,500	1,920	2,000
52321	Advertising/City Promotions	33,482	30,000	30,000	33,481	35,000
52341	Travel & Business Mtg	1,131	6,500	6,500	6,500	6,500
52351	Dues & memberships	0	500	500	500	500
53311	Subscriptions & Publications	50	350	350	350	350
	Total Operating Expenditures	36,059	38,850	38,850	42,751	44,350
	<u>Capital Expenditures:</u>					
54121	Machinery & Equipment	0	0	0	0	0
54124	Furniture & Fixtures	3,365	0	0	0	0
	Total Capital Exp	3,365	0	0	0	0
	Total Expenditures	147,874	184,372	184,372	188,273	194,021

this page intentionally left blank

Fund 10 GENERAL FUND
Function 1000 General Government
Activity 1400 Elections - City Elections

DEPARTMENT 01

	F/Y 2015	Original	Amended	F/Y 2016	F/Y 2017
	<u>Actual</u>	<u>Budget</u>	<u>Budget</u>	<u>Est'd Actual</u>	<u>Budget</u>
<u>Operating Expenditures:</u>					
51004 Salaries-Temp Labor w/Fica	0	3,500	3,500	2,405	0
52311 Postage	0	250	250	0	0
52381 Contract Labor	0	22,000	22,000	9,097	0
53371 Other Supplies	0	9,800	9,800	4,726	0
57200 Payments to Other Agencies	0	200,000	200,000	200,000	0
Total Operating Expenditures	0	235,550	235,550	216,228	0

Fund 10 GENERAL FUND
Function 1000 General Government
Activity 1512 Finance

Authorized Strength- Full time

Chief Financial Officer	1
Principal Accountant	1
Accountant	1
Payroll Coordinator	1
Accounts Payable Technician	2
Accounting Clerk	1
total	7

Fixed Asset Additions and Replacements

Acct #	A/R	Qty	Description	Amount
54124		1	Desk, Printer	2,000
			total	2,000

Fund 10 GENERAL FUND
Function 1000 General Government
Activity 1512 Finance

DEPARTMENT 01

<u>Acct #</u>		F/Y 2015	Original	Amended	F/Y 2016	F/Y 2017
		<u>Actual</u>	<u>F/Y 2016</u>	<u>F/Y 2016</u>	<u>Est'd Actual</u>	<u>F/Y 2017</u>
<u>Salaries & Benefits:</u>						
51001	Salaries- full time	290,152	309,781	309,781	259,621	308,719
51002	Salaries- overtime	506	1,500	1,500	1,500	1,500
51201	FICA	21,822	23,813	23,813	19,976	23,732
51202	Group Health	59,841	100,360	100,360	100,360	112,900
51203	Retirement	33,501	26,100	26,100	26,100	27,700
51204	Unemployment	4,839	10,000	10,000	10,000	10,000
51205	Worker's compensation	0	8,000	8,000	8,000	1,000
	Total Salaries & Benefits	410,661	479,554	479,554	425,557	485,551
<u>Operating Expenditures:</u>						
52022	Professional Services-Audit Fees	33,750	40,000	40,000	38,750	43,500
52022	Professional Serv-Internal Auditor	0	35,000	35,000	0	35,000
52143	Repairs & maint by vdr-Office Equip	1,353	2,000	2,000	1,352	1,500
52311	Postage	3,702	4,500	4,500	3,500	4,000
52312	Telephone	(40)	200	200	25	100
52331	Printing	0	500	500	500	500
52341	Travel & business mtg	2,906	3,500	3,500	2,905	3,500
52351	Dues & memberships	1,655	1,800	1,800	1,655	1,800
52361	Training & Employee Development	2,124	4,000	4,000	2,124	3,000
52395	Bank Service Charges	95,910	85,000	85,000	124,821	135,000
53001	Office supplies	2,999	4,000	4,000	2,999	3,500
53311	Subscriptions & publications	219	250	250	250	250
53371	Other Supplies	664	1,600	2,600	2,600	2,600
	Total Operating Expenditures	145,242	182,350	183,350	181,481	234,250
<u>Capital Expenditures:</u>						
54124	Furniture & Fixtures	0	0	3,370	3,370	2,000
58108	Lease Payments-Office Equipment	0	0	0	0	0
	Total Capital Exp	0	0	3,370	3,370	2,000
	Total Expenditures	555,903	661,904	666,274	610,408	721,801

Fund 10 GENERAL FUND
Function 1000 General Government
Activity 1514 Tax Administration

<u>Authorized Strength- Full time</u>	
Supervisor	1
Tax Supervisor	1
Occ Tax Coord/Elect Super	1
Tax Specialist	1
Administrative Clerk	1
Tax Cashier	1
total	6

Fixed Asset Additions and Replacements

Acct #	A/R	Qty	Description	Amount
54126	A	1	Copier with Fax	6,000
total				6,000

Fund 10 GENERAL FUND
Function 1000 General Government
Activity 1514 Tax Administration

DEPARTMENT 01

<u>Acct #</u>		<u>F/Y 2015</u>	<u>Original</u>		<u>Amended</u>	
			<u>F/Y 2016</u>	<u>F/Y 2016</u>	<u>F/Y 2016</u>	<u>F/Y 2017</u>
	<u>Salaries & Benefits:</u>	<u>Actual</u>	<u>Budget</u>	<u>Budget</u>	<u>Est'd Actual</u>	<u>Budget</u>
51001	Salaries- full time	166,890	226,359	226,359	180,193	226,660
51002	Salaries- overtime	0	1,500	1,500	1,470	1,500
51201	FICA	12,754	17,431	17,431	13,897	17,454
51202	Group Health	59,780	86,020	86,020	86,020	96,770
51203	Retirement	24,696	19,100	19,100	19,100	20,300
51205	Worker's compensation	0	0	0	0	0
	Total Salaries & Benefits	264,120	350,410	350,410	300,680	362,684
	<u>Operating Expenditures:</u>					
52021	Professional Services	37,985	69,000	69,000	37,985	40,000
52143	Repairs & maint by vdr-Office Equip	0	400	400	400	1,400
52311	Postage	6,531	6,500	6,500	8,615	9,000
52312	Telephone	17	200	200	200	200
52321	Advertising/City Promotions	3,406	5,550	5,550	3,406	5,500
52331	Printing	1,258	1,000	1,000	1,000	31,000
52341	Travel & business mtg	436	2,500	2,500	2,500	2,500
52351	Dues & memberships	10	250	250	250	250
52361	Training & Employee Development	135	2,750	2,750	135	1,500
53001	Office supplies	5,754	6,500	6,500	6,500	8,750
	Total Operating Expenditures	55,532	94,650	94,650	60,991	100,100
	<u>Capital Expenditures:</u>					
54124	Furniture & Fixtures	783	0	0	0	0
54126	Office equipment	1,337	0	0	0	6,000
58108	Lease Payments-Office Equipment	5,893	6,000	9,193	5,893	7,500
	Total Capital Exp	8,013	6,000	9,193	5,893	13,500
	Total Expenditures	327,665	451,060	454,253	367,564	476,284

Fund 10 GENERAL FUND
Function 1000 General Government
Activity 1517 Purchasing

<u>Authorized Strength- Full time</u>		
Procurement Manager		1
Assistant Procurement Manager		1
Buyer		1
	total	3

Fixed Asset Additions and Replacements

<u>Acct #</u>	<u>A/R Qty</u>	<u>Description</u>	<u>Amount</u>
		total	0

Fund 10 GENERAL FUND
Function 1000 General Government
Activity 1517 Purchasing

DEPARTMENT 01

<u>Acct #</u>		<u>F/Y 2015</u>	<u>Original</u>	<u>Amended</u>	<u>F/Y 2016</u>	<u>F/Y 2017</u>
			<u>F/Y 2016</u>	<u>F/Y 2016</u>		
	<u>Salaries & Benefits:</u>	<u>Actual</u>	<u>Budget</u>	<u>Budget</u>	<u>Est'd Actual</u>	<u>Budget</u>
51001	Salaries- full time	101,843	122,803	122,803	122,803	124,792
51002	Salaries-Over Time	0	500	500	500	500
51003	Salaries- part time	4,545	11,207	11,207	0	0
51201	FICA	7,959	10,290	10,290	9,433	9,585
51202	Group Health	29,890	43,010	43,010	43,010	48,390
51203	Retirement	12,600	10,300	10,300	10,300	11,200
51205	Worker's compensation	0	0	0	0	0
	Total Salaries & Benefits	156,837	198,110	198,110	186,046	194,467
 <u>Operating Expenditures:</u>						
52143	Repairs & maint by vdr-Office Equip	2,985	2,700	2,700	3,119	3,200
52311	Postage	651	1,000	1,000	650	750
52312	Telephone	459	1,000	1,000	458	750
52321	Advertising/City Promotions	2,263	2,500	2,750	2,263	2,500
52331	Printing	86	200	200	200	200
52341	Travel & business mtg	3,271	3,500	3,500	3,271	3,500
52351	Dues & memberships	510	600	600	600	600
52361	Training & employee development	1,925	5,000	5,834	1,925	3,500
53001	Office supplies	2,146	2,000	2,710	2,145	2,500
53311	Subscriptions & publications	236	275	275	275	275
53371	Other supplies	2,348	3,000	2,950	2,348	3,000
	Total Operating Expenditures	16,880	21,775	23,519	17,254	20,775
 <u>Capital Expenditures:</u>						
54124	Furniture & Fixtures	0	0	3,150	3,150	0
54126	Office equipment	0	0	0	0	0
	Total Capital Exp	0	0	3,150	3,150	0
	Total Expenditures	173,717	219,885	224,779	206,450	215,242

Fund 10 GENERAL FUND
Function 1000 General Government
Activity 1519 Inventory & Receiving

<u>Authorized Strength- Full time</u>		
Central Receiving/WH Super		1
Parts Specialist		1
SR Warehouse Clerk		1
Warehouse Clerk		1
	total	4

<u>Fixed Asset Additions and Replacements</u>				
Acct #	A/R	Qty	Description	Amount
			total	0

Fund 10 GENERAL FUND
Function 1000 General Government
Activity 1519 Inventory & Receiving

DEPARTMENT 04

<u>Acct #</u>		<u>F/Y 2015</u>	<u>Original</u>	<u>Amended</u>	<u>F/Y 2016</u>	<u>F/Y 2017</u>
		<u>Actual</u>	<u>F/Y 2016</u>	<u>F/Y 2016</u>	<u>Est'd Actual</u>	<u>Budget</u>
Salaries & Benefits:						
51001	Salaries- full time	147,830	128,991	128,991	124,716	131,077
51002	Salaries- overtime	171	500	500	500	500
51003	Salaries- part time	0	11,017	11,017	8,292	11,017
51011	Salaries- on call pay	10,962	10,920	10,920	10,920	10,920
51201	FICA	11,905	11,584	11,584	11,049	11,744
51202	Group Health	39,860	57,350	57,350	57,350	64,520
51203	Retirement	16,896	10,800	10,800	10,800	11,700
51205	Worker's compensation	0	0	0	0	0
	Total Salaries & Benefits	227,624	231,162	231,162	223,627	241,478
Operating Expenditures:						
52139	Repairs & maint by vdr- Grounds	1,854	1,900	1,900	1,854	1,900
52140	Repairs & maint by vdr- Buildings	1,289	1,500	1,995	1,314	1,500
52143	Repairs & maint by vdr- Office Equip	0	300	300	300	300
52144	Repairs & maint by vdr- Other Equip	471	2,000	2,000	471	2,000
52311	Postage	0	25	25	25	25
52312	Telephone	384	343	343	385	343
53001	Office supplies	921	900	900	900	900
53009	Freight	2,687	3,850	3,850	2,687	3,850
53010	Uniform & Clothing	795	800	800	800	800
53201	Water & Sewer	85	350	350	98	350
53211	Natural Gas	3,041	5,700	5,700	3,041	5,700
53221	Electricity	1,069	2,800	2,800	1,332	2,800
53261	Gas/Diesel/Oil/Grease	128	350	350	128	350
53351	Small Tools	56	125	125	56	125
53371	Other supplies	1,455	1,700	1,700	1,455	1,700
	Total Operating Expenditures	14,235	22,643	23,138	14,846	22,643
Capital Expenditures:						
54101	Buildings	0	0	0	0	0
54121	Machinery & other equipment	0	0	0	0	0
54124	Furniture & Fixtures	0	0	0	0	0
54126	Office equipment	0	0	0	0	0
	Total Capital Exp	0	0	0	0	0
	Total Expenditures	241,859	253,805	254,300	238,473	264,121

Fund 10 GENERAL FUND
Function 1000 General Government
Activity 1530 Legal

Authorized Strength- Full time

City Attorney	1
Asst City Attorney	1
Legal Secretary	1
total	3

Fixed Asset Additions and Replacements

Acct #	A/R	Qty	Description	Amount
			total	0

Fund 10 GENERAL FUND
Function 1000 General Government
Activity 1530 Legal

DEPARTMENT 01

<u>Acct #</u>		Original		Amended		
		F/Y 2015	F/Y 2016	F/Y 2016	F/Y 2016	F/Y 2017
	<u>Salaries & Benefits:</u>	<u>Actual</u>	<u>Budget</u>	<u>Budget</u>	<u>Est'd Actual</u>	<u>Budget</u>
51001	Salaries- full time	210,950	214,832	214,832	214,832	221,828
51201	FICA	15,661	16,435	16,435	16,435	16,970
51202	Group Health	29,890	43,010	43,010	43,010	48,390
51203	Retirement	23,004	18,100	18,100	18,100	19,900
51205	Worker's compensation	0	0	0	0	0
	Total Salaries & Benefits	279,505	292,377	292,377	292,377	307,088
	<u>Operating Expenditures:</u>					
52021	Professional Services	78,794	85,000	81,500	86,000	85,000
52311	Postage	467	800	800	450	600
52312	Telephone	1,364	1,800	1,800	1,800	2,000
52321	Advertising/City Promotions	15	600	600	400	400
52341	Travel & business mtg	8,556	15,000	15,000	8,555	10,000
52351	Dues & memberships	975	2,200	2,200	975	1,500
52361	Training & employee development	1,040	3,000	3,000	3,000	3,000
53001	Office supplies	4,938	3,000	3,267	1,200	3,000
53311	Subscriptions & publications	4,526	7,100	7,100	5,500	6,000
	Total Operating Expenditures	100,675	118,500	115,267	107,880	111,500
	<u>Capital Expenditures:</u>					
54124	Furniture & Fixtures	0	0	0	0	0
	Total Capital Exp	0	0	0	0	0
	Total Expenditures	380,180	410,877	407,644	400,257	418,588

Fund 10 GENERAL FUND
Function 1000 General Government
Activity 1535 Management Information Systems

<u>Authorized Strength- Full time</u>	
Information Technology Manager	1
Network Administrator	3
Network Specialist	1
total	5

Fixed Asset Additions and Replacements

Acct #	A/R	Qty	Description	Amount
54125	A/R		Computer Equipment	80,000
total				80,000

Fund 10 GENERAL FUND
Function 1000 General Government
Activity 1535 Management Information Systems

DEPARTMENT 01

<u>Acct #</u>	<u>Salaries & Benefits:</u>	<u>F/Y 2015</u>	<u>Original</u>	<u>Amended</u>	<u>F/Y 2016</u>	<u>F/Y 2017</u>
		<u>Actual</u>	<u>F/Y 2016</u>	<u>F/Y 2016</u>	<u>Est'd Actual</u>	<u>Budget</u>
51001	Salaries- full time	195,418	212,460	212,460	212,460	215,898
51002	Salaries- overtime	761	1,500	1,500	1,500	1,500
51011	Salaries-On Call	10,902	10,920	10,920	10,920	10,920
51201	FICA	15,550	17,203	17,203	17,203	17,466
51202	Group Health	49,820	71,680	71,680	71,680	80,650
51203	Retirement	22,704	17,900	17,900	17,900	19,300
51205	Worker's compensation	0	0	0	0	0
	TOTAL SAL & BEN	295,155	331,663	331,663	331,663	345,734
 <u>Operating Expenditures:</u>						
52041	Professional/Tech-Software	98,824	141,900	206,986	206,986	216,986
52141	Rep & Maint by Vndr-Vehicles	0	2,000	2,000	2,000	2,000
52144	Repairs & maint by Vdr- Other Equip	10,102	8,600	8,600	8,600	8,600
52311	Postage	0	0	0	0	0
52312	Telephone	362,698	402,400	402,400	397,221	402,200
52341	Travel & business mtg	207	1,000	1,000	1,000	1,000
52361	Training & employee development	0	3,000	3,000	3,000	3,000
53001	Office supplies	489	0	0	0	1,000
53002	Data Processing Supplies	6,227	12,000	12,000	6,226	7,000
53261	Gas/Oil/Grease	265	900	900	900	900
53311	Subscriptions & publications		0	0	0	0
53371	Other Supplies	3,236	7,000	7,000	3,236	4,000
	Total Operating Expenditures	482,048	578,800	643,886	629,169	646,686
 <u>Capital Expenditures:</u>						
54123	Vehicles	0	0	0	0	0
54125	Computer equipment	60,535	75,300	116,086	116,086	80,000
	Total Capital Exp	60,535	75,300	116,086	116,086	80,000
	Total Expenditures	837,738	985,763	1,091,635	1,076,918	1,072,420

Fund 10 GENERAL FUND
Function 1000 General Government
Activity 1540 Human Resources

<u>Authorized Strength- Full time</u>		
Human Resources Director		1
Safety/Risk Manager		1
Employment and Benefits Manager		1
Benefits Specialist		1
Employment Specialist		1
H R Assistant		1
	total	6

Fixed Asset Additions and Replacements

Acct #	A/R	Qty	Description	Amount
54124	R		Desk/Chairs/Filing Cabinet	3,000

Fund 10 GENERAL FUND
Function 1000 General Government
Activity 1540 Human Resources

DEPARTMENT 01

<u>Acct #</u>	<u>Salaries & Benefits:</u>	F/Y 2015	Original	Amended	F/Y 2016	F/Y 2017
		<u>Actual</u>	<u>F/Y 2016 Budget</u>	<u>F/Y 2016 Budget</u>	<u>Est'd Actual</u>	<u>Budget</u>
51001	Salaries- full time	231,533	289,747	289,747	236,241	294,439
51002	Salaries- overtime	0	500	500	500	500
51003	Salaries-Part Time	0	11,207	11,207	0	0
51004	Salaries-temps	0	10,000	10,000	0	10,000
51201	FICA	17,198	23,826	23,826	18,111	23,328
51202	Group Health	59,780	86,020	86,020	86,020	96,770
51203	Retirement	30,996	24,400	24,400	24,400	26,400
51205	Worker's compensation	0	0	0	0	0
	TOTAL SAL & BEN	339,507	445,700	445,700	365,272	451,437
	<u>Operating Expenditures:</u>					
52021	Professional Services	34,972	77,000	73,222	34,971	60,000
52143	Repairs & maint by vdr- Office Equip	4,293	5,000	5,000	4,292	5,500
52311	Postage	838	1,200	1,200	500	1,000
52312	Telephone	15	300	300	14	100
52321	Advertising/City Promotions	893	4,000	4,000	3,000	3,000
52331	Printing	424	1,200	1,200	424	1,000
52341	Travel & business mtg	4,334	8,000	8,000	4,333	8,000
52351	Dues & memberships	604	1,000	1,000	1,000	1,000
52361	Training & employee development	8,352	24,000	24,000	8,351	20,000
52381	Contracted Labor	3,156	16,000	16,000	16,000	16,000
53001	Office supplies	2,491	3,200	3,200	3,200	3,200
53311	Subscriptions & publications	1,561	2,500	2,500	2,500	2,500
53372	Employee Recognition	8,702	11,000	15,919	11,000	11,000
	Total Operating Expenditures	70,635	154,400	155,541	89,585	132,300
	<u>Capital Expenditures:</u>					
54124	Furniture & Fixtures	3,810	2,000	0	3,000	3,000
54126	Office equipment	0	0	0	0	0
	Total Capital Exp	3,810	2,000	0	3,000	3,000
	Total Expenditures	413,952	602,100	601,241	457,857	586,737

this page intentionally left blank

Fund 10 GENERAL FUND
Function 1000 General Government
Activity 1555 Risk Management

DEPARTMENT 01

<u>Acct #</u>	<u>Operating Expenditures:</u>	Original		Amended		
		F/Y 2015	F/Y 2016	F/Y 2016	F/Y 2016	F/Y 2017
		<u>Actual</u>	<u>Budget</u>	<u>Budget</u>	<u>Est'd Actual</u>	<u>Budget</u>
52300	General Insurance/Property	575,321	623,000	623,000	623,000	604,000
	Total Operating Expenditures	575,321	623,000	623,000	623,000	604,000
	Total Expenditures	575,321	623,000	623,000	623,000	604,000

Fund 10 GENERAL FUND
Function 1000 General Government
Activity 1565 General Gov't Bldg. & Grounds

<u>Authorized Strength- Full time</u>		
Building Maint Superintendent		1
Building Maint Technician		1
Building Maintenance Worker		8
Receptionist		1
	total	11

Fixed Asset Additions and Replacements

Acct #	A/R Qty	Description	Amount
		total	0

Fund 10 GENERAL FUND
Function 1000 General Government
Activity 1565 General Gov't Bldg. & Grounds

DEPARTMENT 01

<u>Acct #</u>		Original		Amended		F/Y 2017
		F/Y 2015	F/Y 2016	F/Y 2016	F/Y 2016	
	<u>Salaries & Benefits:</u>	<u>Actual</u>	<u>Budget</u>	<u>Budget</u>	<u>Est'd Actual</u>	<u>Budget</u>
51001	Salaries- full time	285,199	301,216	301,216	298,695	306,102
51002	Salaries- overtime	4,777	5,500	5,500	7,550	6,500
51012	Vehicle allowance	0	0	0	0	0
51201	FICA	21,758	23,464	23,464	23,428	23,914
51202	Group Health	109,600	157,710	157,710	157,710	177,420
51203	Retirement	32,304	25,400	25,400	25,400	27,400
51205	Worker's compensation	20	0	0	0	0
	Total Salaries & Benefits	453,658	513,290	513,290	512,783	541,336
	<u>Operating Expenditures:</u>					
52139	Repairs & maint by vdr- Grounds	644	3,000	3,000	3,000	3,000
52140	Repairs & maint by vdr- Buildings	49,533	85,000	96,570	85,000	85,000
52141	Repairs & maint by vdr- Vehicles	722	1,500	1,500	1,500	1,500
52144	Repairs & maint by vdr- Other Equip	2,771	2,500	2,500	5,096	5,000
52171	Equipment Rental	99	600	600	600	600
52312	Telephone	1,554	1,500	1,500	1,750	1,800
53010	Uniforms & Clothing	1,194	2,000	2,000	2,000	2,000
53201	Water & Sewer	5,444	8,000	8,000	8,000	8,000
53211	Natural Gas	4,418	8,000	8,000	8,000	8,000
53221	Electricity	160,930	174,000	174,000	179,704	185,000
53261	Gas/Diesel/Oil/Grease	5,775	6,000	6,000	6,000	6,000
53301	Food & Banquets	2,260	3,000	3,000	3,000	3,000
53351	Small tools	0	1,300	1,300	1,300	1,300
53371	Other Supplies	37,297	56,000	56,290	56,000	56,000
	Total Operating Expenditures	272,641	352,400	364,260	360,950	366,200
	<u>Capital Expenditures:</u>					
54101	Buildings/Improvements	0	0	3,500	3,500	0
54121	Machinery & Equipment	0	0	9,250	9,250	0
54123	Vehicles	0	0	0	0	0
	Total Capital Exp	0	0	12,750	12,750	0
	Total Expenditures	726,299	865,690	890,300	886,483	907,536

Fund 10 GENERAL FUND
Function 1000 General Government
Activity 1575 General Engineering

Authorized Strength- Full time

City Engineer	1
Engineer- Plan Review	2
Engineering Inspector	1
Cad Operator/GIS Tech	1
total	5

Fixed Asset Additions and Replacements

Acct #	A/R	Qty	Description	Amount
			total	0

Fund 10 GENERAL FUND
Function 1000 General Government
Activity 1575 General Engineering

DEPARTMENT 04

Acct #		F/Y 2015	Original	Amended	F/Y 2016	F/Y 2017
		Actual	F/Y 2016 Budget	F/Y 2016 Budget	Est'd Actual	Budget
Salaries & Benefits:						
51001	Salaries- full time	259,083	286,930	286,930	277,459	282,226
51201	FICA	19,370	21,950	21,950	21,226	21,590
51202	Group Health	49,820	71,680	71,680	71,680	80,650
51203	Retirement	29,796	24,200	24,200	24,200	25,300
51205	Worker's compensation	0	0	0	0	0
	Total Salaries & Benefits	358,069	404,760	404,760	394,565	409,766
Operating Expenditures:						
52021	Professional Services	19,035	25,000	37,993	37,993	25,000
52041	Professional/Technical-Software	7,264	7,800	7,800	9,919	7,800
52141	Repairs & maint by vdr-Vehicles	392	1,000	1,000	753	1,000
52143	Repairs & maint by vdr- Office Equip	3,178	2,689	3,539	3,894	2,689
52144	Repairs & maint by vdr- Other	150	500	500	150	500
52311	Postage	191	400	400	191	400
52312	Telephone	1,083	1,500	1,500	1,555	1,500
52331	Printing	129	100	100	129	100
52341	Travel & business mtg	4,049	2,500	2,500	5,350	2,500
52351	Dues & memberships	745	750	750	750	750
52361	Training & employee development	2,746	6,500	6,500	4,808	6,500
53001	Office supplies	2,590	1,500	1,500	1,500	1,500
53002	Data Processing Supplies	0	2,000	2,000	0	2,000
53261	Gas/Diesel/Oil & Grease	2,703	2,615	2,615	2,615	2,615
53311	Subscriptions & publications	133	250	250	0	250
53371	Other Supplies	448	500	500	447	500
	Total Operating Expenditures	44,836	55,604	69,447	70,054	55,604
Capital Expenditures:						
54121	Machinery & Equipment	0	0	0	0	0
54124	Furniture & Fixtures	0	0	0	0	0
54125	Computer Equipment	0	0	0	0	0
54126	Office equipment	0	0	0	0	0
	Total Capital Exp	0	0	0	0	0
	Total Expenditures	402,905	460,364	474,207	464,619	465,370

Fund 10 GENERAL FUND
Function 1000 General Government
Activity 1580 Records Management

<u>Authorized Strength- Full time</u>		
Records Manager		1
	total	1

Fixed Asset Additions and Replacements

Acct #	A/R Qty	Description	Amount
		total	0

Fund 10 GENERAL FUND
Function 1000 General Government
Activity 1580 Records Management

DEPARTMENT 01

<u>Acct #</u>	<u>Salaries & Benefits:</u>	<u>F/Y 2015</u>	<u>Original F/Y 2016</u>	<u>Amended F/Y 2016</u>	<u>F/Y 2016</u>	<u>F/Y 2017</u>
		<u>Actual</u>	<u>Budget</u>	<u>Budget</u>	<u>Est'd Actual</u>	<u>Budget</u>
51001	Salaries- full time	36,330	37,412	37,412	37,415	38,018
51002	Salaries-Over time	0	250	250	250	250
51003	Salaries-Part Time	3,565	15,340	15,340	15,340	15,399
51201	FICA	2,921	4,055	4,055	4,055	4,106
51202	Group Health	9,970	14,340	14,340	14,340	16,130
51203	Retirement	3,996	3,100	3,100	3,100	3,400
51205	Worker's compensation	0	0	0	0	0
	Total Salaries & Benefits	56,782	74,497	74,497	74,500	77,303
	<u>Operating Expenditures:</u>					
52041	Document Destruction	0	500	500	0	0
52143	Repairs & maint by vdr-Office Equip	752	940	940	751	900
52341	Travel & business mtg	744	900	900	900	1,200
52351	Dues & memberships	20	50	50	50	50
52361	Training & employee development	1,421	1,500	1,500	1,500	950
53001	Office supplies	558	500	500	500	750
	Total Operating Expenditures	3,495	4,390	4,390	3,701	3,850
	<u>Capital Expenditures:</u>					
54101	Building & Improvements	0	0	0	0	0
54121	Machinery & Equipment	0	0	0	0	0
54125	Computer Equipment	0	0	0	0	0
54126	Office equipment	0	0	3,778	3,778	0
	Total Capital Exp	0	0	3,778	3,778	0
	Total Expenditures	60,277	78,887	82,665	81,979	81,153

Fund 10 GENERAL FUND
Function 1000 General Government
Activity 1590 Customer Service

Authorized Strength- Full time

Customer Service Manager	1
Billing Coordinator	1
SR Delinquent Accounts Spec	1
Delinquent Accounts Spec	1
SR Customer Serv Specialist	1
Customer Serv Specialist	3
Cashier	2
total	10

Fixed Asset Additions and Replacements

Acct #	A/R	Qty	Description	Amount
total				0

Fund 10 GENERAL FUND
Function 1000 General Government
Activity 1590 Customer Service

DEPARTMENT 01

<u>Acct #</u>	<u>Salaries & Benefits:</u>	<u>F/Y 2015</u> <u>Actual</u>	<u>Original</u> <u>F/Y 2016</u> <u>Budget</u>	<u>Amended</u> <u>F/Y 2016</u> <u>Budget</u>	<u>F/Y 2016</u> <u>Est'd Actual</u>	<u>F/Y 2017</u> <u>Budget</u>
51001	Salaries- full time	304,599	313,883	313,883	313,883	311,540
51002	Salaries- overtime	0	1,000	1,000	1,000	1,000
51003	Salaries-Part Time	19,120	26,665	26,665	7,718	15,340
51201	FICA	24,184	26,128	26,128	24,679	25,083
51202	Group Health	99,640	143,370	143,370	143,370	161,290
51203	Retirement	33,396	26,500	26,500	26,500	27,900
51205	Worker's compensation	0	0	0	0	0
	TOTAL SAL & BEN	480,939	537,546	537,546	517,150	542,153
	<u>Operating Expenditures:</u>					
52143	Repairs & maint by vdr-Office Equip	1,163	1,000	1,000	1,000	1,000
52311	Postage	138,448	162,180	162,180	138,448	150,000
52312	Telephone	7	100	100	100	100
52331	Printing	39,169	43,171	43,171	49,183	55,000
52341	Travel & Business Mtg	0	1,200	1,200	1,200	1,200
53001	Office supplies	7,208	6,500	6,500	7,207	7,500
53002	Data Processing Supplies	0	2,000	2,000	0	0
	Total Operating Expenditures	185,995	216,151	216,151	197,138	214,800
	<u>Capital Expenditures:</u>					
54124	Furniture & Fixtures	0	0	0	0	0
	Total Capital Exp	0	0	0	0	0
	Total Expenditures	666,934	753,697	753,697	714,288	756,953

this page intentionally left blank

Fund 10 GENERAL FUND
Function 1000 General Government
Activity 1595 General Administration Fees

DEPARTMENT 01

<u>Acct #</u>	<u>Operating Expenditures:</u>	Original		Amended	<u>F/Y 2016</u> <u>Est'd Actual</u>	<u>F/Y 2017</u> <u>Budget</u>
		<u>F/Y 2015</u> <u>Actual</u>	<u>F/Y 2016</u> <u>Budget</u>	<u>F/Y 2016</u> <u>Budget</u>		
52351	Dues & memberships	147,261	170,000	170,000	170,000	190,000
	Total Expenditures	147,261	170,000	170,000	170,000	190,000

Fund 10 GENERAL FUND

Function 2000 JUDICIAL

Activity

2650 Municipal Court

Fund 10 GENERAL FUND
Function 2000 JUDICIAL

Summary of Judicial Activities

Activity	Salaries &			<u>Totals</u>
	<u>Benefits</u>	<u>Operations</u>	<u>Capital</u>	
2650 Municipal Court	301,329	252,228	0	553,557

Fund 10 GENERAL FUND
Function 2000 Judicial
Activity 2650 Municipal Court

Authorized Strength- Full time

Clerk of Municipal Court	1
Police Officer	1
Assistant Clerk of Court	1
Administrative Clerk (PD)	1
Records Technician	1
total	5

Fixed Asset Additions and Replacements

<u>Acct #</u>	<u>A/R</u>	<u>Qty</u>	<u>Description</u>	<u>Amount</u>
total				0

Fund 10 GENERAL FUND
Function 2000 Judicial
Activity 2650 Municipal Court

DEPARTMENT 06

<u>Acct #</u>		<u>Original</u>		<u>Amended</u>		
		<u>F/Y 2015</u>	<u>F/Y 2016</u>	<u>F/Y 2016</u>	<u>F/Y 2016</u>	<u>F/Y 2017</u>
	<u>Salaries & Benefits:</u>	<u>Actual</u>	<u>Budget</u>	<u>Budget</u>	<u>Est'd Actual</u>	<u>Budget</u>
51001	Salaries- full time	147,415	185,793	185,793	185,793	188,798
51002	Salaries-overtime	0	1,200	1,200	56	500
51003	Salaries- part time	0	0	0	0	0
51201	FICA	11,011	14,305	14,305	14,127	14,481
51202	Group insurance	71,560	71,680	71,680	71,680	80,650
51203	Retirement	19,404	15,600	15,600	15,600	16,900
51205	Worker's compensation	0	0	0	0	0
	Total Salaries & Benefits	249,390	288,578	288,578	287,256	301,329
	<u>Operating Expenditures:</u>					
52021	Professional Services	102,499	95,000	95,000	102,499	95,000
52143	Repairs & maint by vdr- Office Equip	795	900	900	794	900
52151	Rental/Land & Buildings	18,000	18,000	18,000	18,000	18,000
52395	Bank Charges	240	300	300	300	300
53201	Water & Sewer	242	500	500	500	500
53221	Electricity	6,210	7,528	7,528	6,209	7,528
57103	Police Training Fund	74,438	80,000	80,000	74,437	80,000
57104	State Police Pension Fund	45,730	50,000	50,000	45,729	50,000
	Total Operating Expenditures	248,154	252,228	252,228	248,468	252,228
	<u>Capital Expenditures:</u>					
54102	Leasehold Improvements	0	0	0	0	0
54121	Machinery & Equipment	0	0	0	0	0
54124	Furniture & Fixtures	0	0	0	0	0
54126	Office equipment	0	0	0	0	0
	Total Capital Exp	0	0	0	0	0
	Total Expenditures	497,544	540,806	540,806	535,724	553,557

FUND 10 GENERAL FUND
FUNCTION 3000 PUBLIC SAFETY

Police Department

Authorized Strength- Full time

Administration Operations Manager	1
Administrative Assistant (PD)	1
Administrative Clerk (PD)	1
Administrative Secretary (PD)	5
Animal Control Officer	5
Animal Control Supervisor	1
Assistant Police Chief	1
Crime Scene Investigator	2
Career Development Specialist	1
Criminalist	1
Detective	11
Police Captain	8
Police Chief	1
Police Lieutenant	10
Police Officer	68
Police Sergeant	16
Property Custodian	2
Property Manager - PD	1
Public Information Officer	1
Records Technician	9
Building Maint Workers	2
Transport Officer	8
Total Authorized Strength-Police Dept	<u>156</u>

Fire Department

Authorized Strength- Full time

Executive Assistant	1
Administrative Clerk	1
Assistant Chief (Prevention)	1
Assistant Chief (Suppression)	3
Assistant Chief (Training)	1
Fire and Life Safety Educator	1
Fire Captain (Admin)	1
Fire Captain (Prevention)	1
Fire Captain (Training)	1
Fire Chief	1
Fire Deputy Chief	1
Fire Driver Engineer	24
Fire Inspector	2
Fire Lieutenant (Admin)	1
Fire Lieutenant (Prevention)	1
Fire Lieutenant (Training)	1
Fire Lieutenant	24
Firefighter	57
Total Authorized Strength-Fire Dept	<u>123</u>

FUND 10 GENERAL FUND
FUNCTION 3000 PUBLIC SAFETY

Summary of Public Safety Activities

<u>Police Department</u>		Salaries &			
Activity:		<u>Benefits</u>	<u>Operations</u>	<u>Capital</u>	<u>Totals</u>
3210 Administration-Police		1,043,011	739,957	0	1,782,968
3220 Crime Control & Investigation		8,746,672	902,471	32,200	9,681,343
3226 Custody of Prisoners		0	330,000	0	330,000
3240 Police Training		72,354	36,200	0	108,554
3250 Special Details Services		455,172	10,900	0	466,072
3260 Police Stations & Building		0	198,700	0	198,700
3290 Crossing Guards		153,446	3,000	0	156,446
3910 Humane Services		400,927	82,031	0	482,958
	Total Police Department	10,871,582	2,303,259	32,200	13,207,041
<u>Fire Department</u>					
3510 Administration-Fire		541,109	153,890	0	694,999
3520 Fire Suppression		6,712,046	262,300	136,923	7,111,269
3530 Fire Prevention		451,147	15,300	0	466,447
3540 Fire Training		242,328	42,375	7,100	291,803
3550 Fire Communications		0	36,846	0	36,846
3570 Fire Stations & Buildings		0	123,550	43,800	167,350
	Total Fire Department	7,946,630	634,261	187,823	8,768,714
	Total Public Safety	18,818,212	2,937,520	220,023	21,975,755

Fund 10 GENERAL FUND
Function 3000 Public Safety
Activity 3210 Police - Administration

<u>Authorized Strength- Full time</u>	
Police Chief	1
Police Captain	3
Police Lieutenant	2
Criminalist	1
Career Development Specialist	1
Administrative Assistant (PD)	1
Administrative Secretary (PD)	1
Public Information Officer	1
Building Maintenance Worker	2
total	13

Fixed Asset Additions and Replacements

<u>Acct #</u>	<u>Qty</u>	<u>Description</u>	<u>Amount</u>
	total		0

Fund 10 GENERAL FUND
Function 3000 Public Safety
Activity 3210 Police - Administration

DEPARTMENT 06

<u>Acct #</u>	<u>Salaries & Benefits:</u>	<u>F/Y 2015</u>	<u>Original</u>	<u>Amended</u>	<u>F/Y 2016</u>	<u>F/Y 2017</u>
		<u>Actual</u>	<u>F/Y 2016</u>	<u>F/Y 2016</u>	<u>Est'd Actual</u>	<u>Budget</u>
51001	Salaries- full time	514,778	641,120	641,120	512,618	651,502
51002	Salaries- overtime	0	1,000	1,000	148	1,000
51003	Salaries- part Time	17,274	25,000	25,000	19,016	25,000
51201	FICA	40,062	51,035	51,035	40,681	51,829
51202	Group Health	210,803	186,380	186,380	186,380	209,680
51203	Retirement	87,396	73,300	73,300	73,300	78,000
51204	Unemployment	12,175	15,000	15,000	4,620	15,000
51205	Worker's compensation	29,479	16,000	16,000	16,000	11,000
	Total Salaries & Benefits	911,967	1,008,835	1,008,835	852,763	1,043,011
	<u>Operating Expenditures:</u>					
52021	Professional Services	6,737	20,000	20,000	7,181	30,000
52041	Professional/Technical-Software	121,570	147,669	148,568	150,555	156,675
52143	Repairs & maint by vdr- Office Equip	16,415	16,286	16,286	16,414	16,286
52144	Repairs & maint by vdr- Other Equip	2,000	2,000	2,000	2,000	2,000
52311	Postage	6,598	5,000	5,000	6,598	6,500
52312	Telephone	68,374	80,400	80,400	80,400	80,400
52313	Internet & Monitoring Services	6,065	5,000	5,000	5,000	4,500
52321	Advertising & Promotions	2,438	3,000	3,000	3,000	3,000
52331	Printing	3,881	7,500	7,500	7,500	7,500
52341	Travel & business mtg	42,300	56,668	56,668	56,668	52,000
52351	Dues & memberships	3,337	6,000	6,000	6,000	6,596
52361	Training & employee development	25,142	32,803	32,803	25,142	34,000
53001	Office supplies	30,741	30,000	30,000	30,000	30,000
53003	Injuries & Damages	0	0	0	0	0
53010	Uniform & Clothing	2,936	5,000	5,000	5,000	5,000
53020	Crime Prevention Supplies	3,108	2,500	2,500	2,500	2,500
53311	Subscriptions & publications	4,846	4,613	4,613	4,613	4,000
53371	Other Supplies	4,504	9,000	9,000	9,000	9,000
57102	911 Dispatch	238,296	263,661	263,661	263,661	290,000
	Total Operating Expenditures	589,288	697,100	697,999	681,232	739,957
	<u>Capital Expenditures:</u>					
54121	Machinery & Other Equipment	0	0	0	0	0
54122	Communication Equipment	0	0	0	0	0
54124	Furniture & Fixtures	0	0	0	0	0
54125	Computer equipment	3,119	0	0	0	0
54126	Office Equipment		0	0	0	0
	Total Capital Exp	3,119	0	0	0	0
	Total Expenditures	1,504,374	1,705,935	1,706,834	1,533,995	1,782,968

Fund 10 GENERAL FUND
Function 3000 Public Safety
Activity 3220 Police - Crime Control & Investigation

<u>Authorized Strength- Full time</u>	
Assistant Police Chief	1
Police Captain	5
Administration Operations Manager	1
Police Lieutenant	8
Police Sergeant	15
Property Manager - PD	1
Crime Scene Inv - PD	2
Police Officer	61
Transport Officer	8
Property Custodian	2
Records Technician	9
Detective	11
Administrative Secretary	4
total	128

Fixed Asset Additions and Replacements

<u>Acct #</u>	<u>A/R</u>	<u>Qty</u>	<u>Description</u>	<u>Amount</u>
54121	R		Interview room recording equipment upgrades	9,200
54125	R		RMS Server upgrades from Sungard	23,000
total				32,200

Fund 10 GENERAL FUND
Function 3000 Public Safety
Activity 3220 Police - Crime Control & Investigation

DEPARTMENT 06

Acct #	Salaries & Benefits:	F/Y 2015	Original F/Y 2016	Amended F/Y 2016	F/Y 2016	F/Y 2017
		Actual	Budget	Budget	Est'd Actual	Budget
51001	Salaries- full time	5,118,810	5,148,766	5,148,766	4,808,683	5,149,077
51002	Salaries- overtime	287,950	275,000	275,000	323,252	325,000
51003	Salaries- part time	0	0	0	3,443	46,197
51011	Salaries- on call	54,660	54,600	54,600	54,600	54,600
51201	FICA	409,777	419,095	419,095	397,033	426,478
51202	Group Health	2,059,770	1,835,130	1,835,130	1,835,130	2,064,520
51203	Retirement	699,000	589,200	589,200	589,200	616,800
51205	Worker's compensation	190,687	111,000	111,000	111,000	64,000
	Total Salaries & Benefits	8,820,654	8,432,791	8,432,791	8,122,341	8,746,672
	Operating Expenditures:					
52141	Repairs & maint by vdr- Vehicles	149,666	150,000	150,000	150,000	150,000
52142	Repairs & maint by vdr- Comm Equip	42,785	60,000	60,000	60,000	70,000
52144	Repairs & maint by vdr- Other Equip	87,182	102,500	142,450	142,450	130,000
52391	Impound Vehicles	6,066	9,000	9,000	9,000	9,000
52394	Investigative Expense	33,514	40,000	40,000	40,000	40,000
53010	Uniform & Clothing	78,812	68,817	68,817	68,817	78,811
53022	Investigative Supplies	38,962	40,000	44,831	40,000	40,000
53025	Drug Dog Expense	4,228	7,100	8,417	7,100	7,400
53261	Gas/Diesel/Oil/Grease	327,208	368,760	320,803	234,339	368,760
53371	Other Supplies	6,174	8,500	10,777	8,500	8,500
	Total Operating Expenditures	774,597	854,677	855,095	760,206	902,471
	Capital Expenditures:					
54121	Machinery & Other Equipment	47,279	0	54,209	54,209	9,200
54122	Communication equipment	0	0	0	0	0
54123	Vehicles	29,247	0	77,668	68,783	0
54124	Furniture & Fixtures	0	0	0	0	0
54125	Computer equipment	0	0	0	0	23,000
54127	SB-B9-1219 Equip Grant	0	0	0	0	0
54128	J.A.G. Equipment Grant	32,081	0	0	0	0
54130	COPS Travel Grant 2010CKWX0245	0	0	0	0	0
54133	CJCCProj Safe Neighborhood	0	0	0	0	0
54135	Circuit Wide Grant EXP-CJCC	0	0	0	0	0
	Total Capital Exp	108,607	0	131,877	122,992	32,200
	Total Expenditures	9,703,858	9,287,468	9,419,763	9,005,539	9,681,343

this page intentionally left blank

Fund 10 GENERAL FUND
Function 3000 Public Safety
Activity 3226 Custody of Prisoners

DEPARTMENT 06

<u>Acct #</u>	<u>Operating Expenditures:</u>	Original		Amended		
		<u>F/Y 2015 Actual</u>	<u>F/Y 2016 Budget</u>	<u>F/Y 2016 Budget</u>	<u>F/Y 2016 Est'd Actual</u>	<u>F/Y 2017 Budget</u>
52023	Medical Services-Prisoner	3,844	25,000	25,000	807	10,000
52392	Jail Board	300,822	310,000	310,000	310,000	320,000
	Total Operating Expenditures	304,666	335,000	335,000	310,807	330,000

Fund 10 GENERAL FUND
Function 3000 Public Safety
Activity 3240 Police - Training

<u>Authorized Strength- Full time</u>	
Police Officer	1
total	1

Fixed Asset Additions and Replacements

<u>Acct #</u>	<u>A/R</u>	<u>Qty</u>	<u>Description</u>	<u>Amount</u>
total				0

Fund 10 GENERAL FUND
Function 3000 Public Safety
Activity 3240 Police - Training

DEPARTMENT 06

<u>Acct #</u>	<u>Salaries & Benefits:</u>	<u>F/Y 2015</u> <u>Actual</u>	<u>Original</u>	<u>Amended</u>	<u>F/Y 2016</u> <u>Est'd Actual</u>	<u>F/Y 2017</u> <u>Budget</u>
			<u>F/Y 2016</u> <u>Budget</u>	<u>F/Y 2016</u> <u>Budget</u>		
51001	Salaries- full time	42,862	41,314	41,314	41,314	41,984
51002	Salaries- overtime	2,847	5,600	5,600	5,600	5,600
51201	FICA	3,417	3,589	3,589	3,589	3,640
51202	Group Health	16,210	14,340	14,340	14,340	16,130
51203	Retirement	5,604	4,700	4,700	4,700	5,000
51205	Worker's compensation	0	0	0	0	0
	Total Salaries & Benefits	70,940	69,543	69,543	69,543	72,354
	<u>Operating Expenditures:</u>					
52144	Repairs & maint by vdr- Other Equip	0	500	500	0	0
53010	Uniform & Clothing	256	1,200	1,200	1,200	1,200
53023	Training Supplies	30,717	32,000	32,000	32,000	35,000
	Total Operating Expenditures	30,973	33,700	33,700	33,200	36,200
	<u>Capital Expenditures:</u>					
54121	Machinery & Equipment	0	0	0	0	0
54126	Office Equipment	0	0	0	0	0
	Total Capital Exp	0	0	0	0	0
	Total Expenditures	101,913	103,243	103,243	102,743	108,554

Fund 10 GENERAL FUND
Function 3000 Public Safety
Activity 3250 Police - Special Detail Services

<u>Authorized Strength- Full time</u>		
Police Sergeant		1
Police Officer		6
	total	7

Fixed Asset Additions and Replacements

<u>Acct #</u>	<u>A/R</u>	<u>Qty</u>	<u>Description</u>	<u>Amount</u>
			total	0

Fund 10 GENERAL FUND
Function 3000 Public Safety
Activity 3250 Police - Special Detail Services

DEPARTMENT 06

<u>Acct #</u>	<u>Salaries & Benefits:</u>	Original		Amended		
		<u>F/Y 2015</u>	<u>F/Y 2016</u>	<u>F/Y 2016</u>	<u>F/Y 2016</u>	<u>F/Y 2017</u>
		<u>Actual</u>	<u>Budget</u>	<u>Budget</u>	<u>Est'd Actual</u>	<u>Budget</u>
51001	Salaries- full time	124,583	283,843	283,843	178,027	279,136
51002	Salaries- overtime	290	5,000	5,000	290	5,000
51201	FICA	9,372	22,096	22,096	13,641	21,736
51202	Group Health	113,520	100,360	100,360	100,360	112,900
51203	Retirement	39,504	32,400	32,400	32,400	33,400
51205	Worker's compensation	9,071	6,000	6,000	6,000	3,000
	Total Salaries & Benefits	296,340	449,699	449,699	330,718	455,172
	<u>Operating Expenditures:</u>					
53010	Uniform & Clothing	731	2,500	2,500	2,500	2,500
53027	School Liaison Supplies	8,012	8,400	8,400	8,400	8,400
	Total Operating Expenditures	8,743	10,900	10,900	10,900	10,900
	<u>Capital Expenditures:</u>					
54121	Machinery & Other Equipment					
54124	Furniture & Fixtures	0	0	0	0	0
54125	Computer equipment	0	0	0	0	0
54126	Office equipment	0	0	0	0	0
	Total Capital Exp	0	0	0	0	0
	Total Expenditures	305,083	460,599	460,599	341,618	466,072

Fund 10 GENERAL FUND
Function 3000 Public Safety
Activity 3260 Police Stations & Buildings

DEPARTMENT 06

<u>Acct #</u>	<u>Operating Expenditures:</u>	Original		Amended		
		<u>F/Y 2015 Actual</u>	<u>F/Y 2016 Budget</u>	<u>F/Y 2016 Budget</u>	<u>F/Y 2016 Est'd Actual</u>	<u>F/Y 2017 Budget</u>
52139	Repairs & maint by vdr- Grounds	6,650	8,000	8,000	8,000	9,200
52140	Repairs & maint by vdr- Buildings	21,878	28,000	28,000	28,000	28,000
53201	Water & Sewer	12,634	15,000	15,000	12,633	13,500
53211	Natural Gas	11,395	15,000	15,000	11,395	15,000
53221	Electricity	92,291	110,000	110,000	92,290	110,000
53371	Other supplies	18,212	23,000	23,000	23,000	23,000
	Total Operating Expenditures	163,060	199,000	199,000	175,318	198,700
	<u>Capital Expenditures:</u>					
54101	Building & Improvements/Stations	0	0	0	0	0
	Total Capital Exp	0	0	0	0	0
	Total Expenditures	163,060	199,000	199,000	175,318	198,700

Fund 10 GENERAL FUND
Function 3000 Public Safety
Activity 3290 Police - Crossing Guards

<u>Authorized Strength- Full time</u>		
Administrative Clerk (PD)		1
	total	1

Fund 10 GENERAL FUND
Function 3000 Public Safety
Activity 3290 Police - Crossing Guards

DEPARTMENT 06

<u>Acct #</u>	<u>Salaries & Benefits:</u>	Original		Amended		
		F/Y 2015	F/Y 2016	F/Y 2016	F/Y 2016	F/Y 2017
		<u>Actual</u>	<u>Budget</u>	<u>Budget</u>	<u>Est'd Actual</u>	<u>Budget</u>
51001	Salaries- full time	11,153	24,469	24,469	0	24,862
51003	Salaries- part time	92,445	90,000	90,000	93,974	100,000
51201	FICA	7,915	8,757	8,757	7,190	9,554
51202	Group Health	16,210	14,340	14,340	14,340	16,130
51203	Retirement	4,200	2,800	2,800	2,800	2,900
51205	Worker's compensation	0	1,000	1,000	1,000	0
	Total Salaries & Benefits	131,923	141,366	141,366	119,304	153,446
	<u>Operating Expenditures:</u>					
53010	Uniforms & Clothing	899	3,000	3,000	3,000	3,000
	Total Operating Exp	899	3,000	3,000	3,000	3,000
	Total Expenditures	132,822	144,366	144,366	122,304	156,446

Fund 10 GENERAL FUND
Function 3000 Public Safety
Activity 3910 Police - Humane Services

<u>Authorized Strength- Full time</u>		
Animal Control Supervisor		1
Animal Control Officer		5
	total	6

Fixed Asset Additions and Replacements

<u>Acct #</u>	<u>A/R</u>	<u>Qty</u>	<u>Description</u>	<u>Amount</u>
			total	0

Fund 10 GENERAL FUND
Function 3000 Public Safety
Activity 3910 Police - Humane Services

DEPARTMENT 06

<u>Acct #</u>	<u>Salaries & Benefits:</u>	<u>Original</u>		<u>Amended</u>		
		<u>F/Y 2015</u>	<u>F/Y 2016</u>	<u>F/Y 2016</u>	<u>F/Y 2016</u>	<u>F/Y 2017</u>
		<u>Actual</u>	<u>Budget</u>	<u>Budget</u>	<u>Est'd Actual</u>	<u>Budget</u>
51001	Salaries- full time	168,862	196,181	196,181	167,571	196,935
51002	Salaries- overtime	11,459	15,000	15,000	15,000	15,000
51003	Salaries- part Time	29,584	41,736	41,736	29,583	36,000
51011	Salaries- on call	10,932	10,920	10,920	10,920	10,920
51201	FICA	16,523	20,184	20,184	17,065	19,802
51202	Group Health	97,310	86,020	86,020	86,020	96,770
51203	Retirement	27,000	22,400	22,400	22,400	23,500
51205	Worker's compensation	6,803	4,000	4,000	4,000	2,000
	Total Salaries & Benefits	368,473	396,441	396,441	352,559	400,927
	<u>Operating Expenditures:</u>					
52021	Professional Services	400	500	500	500	500
52139	Repairs & Maint by Vdr- Grounds	0	1,000	1,000	1,000	1,000
52140	Repairs & Maint by Vdr- Building	2,896	3,000	3,000	3,175	3,200
52141	Repairs & Maint by Vdr- Vehicles	3,911	3,800	3,800	3,800	3,800
52143	Repairs & maint by vdr- Office Equip	693	700	700	700	800
52144	Repairs & maint by vdr- Other Equip	0	100	100	100	100
52312	Telephone	0	0	0	0	0
53010	Uniform & Clothing	1,097	2,200	2,200	2,568	2,200
53025	Sterilization Expense-GDOA Grant	0	0	0	3,625	0
53026	Animal Health	300	1,500	1,500	1,500	1,500
53028	Safety Supplies-Animal Control	0	2,000	2,000	2,000	2,000
53029	Animal Food	1,633	2,528	2,528	1,632	2,528
53030	Euthanasia	1,076	3,500	3,500	1,385	3,500
53201	Water & Sewer	3,980	3,500	3,500	3,980	3,500
53211	Natural Gas	14,332	16,000	16,000	14,331	16,000
53221	Electricity	18,983	20,403	20,403	18,982	20,403
53261	Gas/Diesel/Oil/Grease	15,295	17,000	17,000	15,294	17,000
53371	Other Supplies	1,364	4,000	4,000	4,000	4,000
	Total Operating Expenditures	65,960	81,731	81,731	78,572	82,031
	<u>Capital Expenditures:</u>					
54101	Buildings/Improvements	0	0	0	0	0
54121	Machinery & other equipment	0	0	0	0	0
54122	Communication equipment	0	0	0	0	0
54123	Vehicles	0	0	0	0	0
54124	Furniture & Fixtures	0	0	0	0	0
54126	Office equipment	0	0	0	0	0
	Total Capital Exp	0	0	0	0	0
	Total Expenditures	434,433	478,172	478,172	431,131	482,958

Fund 10 GENERAL FUND
Function 3000 Public Safety
Activity 3510 Fire - Administration

<u>Authorized Strength- Full time</u>	
Fire Chief	1
Fire Deputy Chief	1
Fire Captain	1
Fire Lieutenant (Admin)	1
Executive Assistant	1
Administrative Clerk	1
total	6

Fixed Asset Additions and Replacements

total 0

Fund 10 GENERAL FUND
Function 3000 Public Safety
Activity 3510 Fire - Administration

DEPARTMENT 05

<u>Acct #</u>	<u>Salaries & Benefits:</u>	<u>Original</u>		<u>Amended</u>		
		<u>F/Y 2015</u>	<u>F/Y 2016</u>	<u>F/Y 2016</u>	<u>F/Y 2016</u>	<u>F/Y 2017</u>
		<u>Actual</u>	<u>Budget</u>	<u>Budget</u>	<u>Est'd Actual</u>	<u>Budget</u>
51001	Salaries- full time	338,976	352,471	352,471	352,471	358,180
51002	Salaries-Over time	0	0	0	0	0
51011	Salaries-On Call Pay	2,739	3,120	3,120	3,120	3,120
51201	FICA	25,742	27,203	27,203	27,203	27,639
51202	Group Health	93,780	86,020	86,020	86,020	96,770
51203	Retirement	48,000	40,300	40,300	40,300	42,900
51204	Unemployment	0	7,500	7,500	500	7,500
51205	Worker's compensation	3,790	12,000	12,000	12,000	5,000
	Total Salaries & Benefits	513,027	528,614	528,614	521,614	541,109
	<u>Operating Expenditures:</u>					
52021	Professional Services	21,000	22,500	24,500	23,800	24,600
52041	Professional-Software	14,922	15,000	15,000	14,922	15,000
52143	Repairs & maint by vdr-Office Equip	953	2,000	2,000	2,000	2,000
52311	Postage	296	400	400	400	400
52331	Printing	63	300	300	300	300
52341	Travel & business mtg	5,654	5,940	5,940	5,940	5,940
52351	Dues & memberships	4,144	4,250	4,250	4,250	4,250
52361	Training & Employee Development	0	1,000	1,000	1,000	1,000
53001	Office supplies	1,079	2,000	2,000	2,000	2,000
53010	Uniforms and clothing	669	1,500	1,500	1,500	1,500
53311	Subscriptions & publications	160	400	400	400	400
57102	911 Dispatch	79,432	87,887	87,887	87,887	96,500
	Total Operating Expenditures	128,372	143,177	145,177	144,399	153,890
	<u>Capital Expenditures:</u>					
54123	Vehicles	0	0	0	0	0
54124	Furniture & Fixtures	0	0	0	0	0
54125	Computer equipment	0	0	0	0	0
54126	Office equipment	0	0	0	0	0
54127	Grant Equipment	11,960	0	0	0	0
	Total Capital Exp	11,960	0	0	0	0
	Total Expenditures	653,359	671,791	673,791	666,013	694,999

Fund 10 GENERAL FUND
Function 3000 Public Safety
Activity 3520 Fire - Suppression

<u>Authorized Strength- Full time</u>	
Assistant Chief	3
Fire Lieutenant	24
Fire Driver Engineer	24
Firefighter	57
total	108

Fixed Asset Additions and Replacements

Acct #	A/R	Qty	Description	Amount
54121	A		Air Cylinders	15,000
54121	R		Riding Mower St#1	2,500
54121	R		Large Diameter Hose	5,253
54121	A		Pitot test Kit	1,540
54121	R		Mattresses St#1, 5 & 7	2,630
54121	A		Plymovent Exhaust Removal System	38,000
			total	64,923

Fund 10 GENERAL FUND
Function 3000 Public Safety
Activity 3520 Fire - Suppression

DEPARTMENT 05

<u>Acct #</u>	<u>Salaries & Benefits:</u>	<u>F/Y 2015</u> <u>Actual</u>	<u>Original</u> <u>F/Y 2016</u> <u>Budget</u>	<u>Amended</u> <u>F/Y 2016</u> <u>Budget</u>	<u>F/Y 2016</u> <u>Est'd Actual</u>	<u>F/Y 2017</u> <u>Budget</u>
51001	Salaries- full time	3,798,450	4,049,085	4,049,085	3,914,299	4,093,577
51002	Salaries-Overtime	6,392	8,000	8,000	8,000	8,000
51011	Salaries-On Call Pay	0	3,120	3,120	3,120	3,120
51201	FICA	283,274	310,606	310,606	300,295	314,009
51202	Group Health	1,688,096	1,548,390	1,548,390	1,548,390	1,741,940
51203	Retirement	567,696	463,700	463,700	463,700	490,400
51205	Worker's compensation	42,818	136,000	136,000	136,000	61,000
	Total Salaries & Benefits	6,386,726	6,518,901	6,518,901	6,373,804	6,712,046
	<u>Operating Expenditures:</u>					
52141	Repairs & maint by vdr- Vehicles	72,148	79,000	79,000	79,000	79,000
52144	Repairs & maint by vdr- Other Equip	1,568	18,000	18,000	18,000	18,000
53010	Uniform & Clothing	57,965	47,000	49,280	49,280	47,000
53011	Personal Protective Clothing	31,849	28,000	28,000	28,000	28,000
53024	Fire Fighting Supplies	13,785	10,000	10,500	10,500	10,000
53261	Gas/Diesel/Oil/Grease	78,083	92,000	63,649	63,649	72,000
53301	Food & Banquets	555	2,300	2,300	2,300	2,300
53371	Other Supplies	6,216	7,500	7,500	7,500	6,000
	Total Operating Expenditures	262,169	283,800	258,229	258,229	262,300
	<u>Capital Expenditures:</u>					
54121	Machinery & other equipment	26,573	92,800	92,800	92,800	64,923
54123	Vehicles	0	0	29,421	29,421	0
54124	Furniture & Fixtures	0	0	0	0	0
58104	Fire Trucks-Lease payments	71,026	72,000	72,000	72,000	72,000
	Total Capital Exp	97,599	164,800	194,221	194,221	136,923
	Total Expenditures	6,746,494	6,967,501	6,971,351	6,826,254	7,111,269

Fund 10 GENERAL FUND
Function 3000 Public Safety
Activity 3530 Fire - Prevention

Authorized Strength- Full time

Assistant Chief Prevention	1
Fire Captain (Prevention)	1
Fire Lieutenant (Prevention)	1
Fire and Life Safety Educator	1
Fire Inspector	2
total	6

Fixed Asset Additions and Replacements

Acct #	A/R Qty	Description	Amount
			0
		total	0

Fund 10 GENERAL FUND
Function 3000 Public Safety
Activity 3530 Fire - Prevention

DEPARTMENT 05

Acct #	Salaries & Benefits:	Original		Amended		
		F/Y 2015	F/Y 2016	F/Y 2016	F/Y 2016	F/Y 2017
		Actual	Budget	Budget	Est'd Actual	Budget
51001	Salaries- full time	224,853	267,950	267,950	267,950	283,067
51011	Salaries-On Call Pay	10,962	10,920	10,920	10,920	10,920
51201	FICA	17,797	21,334	21,334	21,334	22,490
51202	Group Health	78,150	86,020	86,020	86,020	96,770
51203	Retirement	30,600	30,600	30,600	30,600	33,900
51205	Worker's compensation	2,274	8,000	8,000	8,000	4,000
	Total Salaries & Benefits	364,636	424,824	424,824	424,824	451,147
	<u>Operating Expenditures:</u>					
52144	Repairs & Maint. by vdr-Other Equip	1,200	2,000	1,900	1,900	2,000
52331	Printing	1,238	3,000	3,000	1,238	3,000
52341	Travel & business mtg	3,628	4,000	3,525	4,000	4,000
52351	Dues & Memberships	190	200	300	300	500
52361	Training & employee development	1,020	1,000	1,475	0	1,000
53001	Office supplies	464	800	800	800	800
53010	Uniform & Clothing	196	1,500	1,500	1,500	1,500
53311	Subscription & Publication	1,256	1,300	1,300	1,300	1,300
53371	Other Supplies	1,078	1,200	1,200	1,200	1,200
	Total Operating Expenditures	10,270	15,000	15,000	12,238	15,300
	<u>Capital Expenditures:</u>					
54123	Vehicles	0	0	0	0	0
	Total Capital Exp	0	0	0	0	0
	Total Expenditures	374,906	439,824	439,824	437,062	466,447

Fund 10 GENERAL FUND
Function 3000 Public Safety
Activity 3540 Fire - Training

Authorized Strength- Full time

Assistant Chief (Training)	1
Fire Captain (Training)	1
Fire Lieutenant (Training)	1
total	3

Fixed Asset Additions and Replacements

Acct #	A/R	Qty	Description	Amount
54121	A		Thermal Imaging Cameras	5,000
54121	A		Enclosed Trailer	2,100
total				7,100

Fund 10 GENERAL FUND
Function 3000 Public Safety
Activity 3540 Fire - Training

DEPARTMENT 05

<u>Acct #</u>		<u>Original</u>		<u>Amended</u>		
		<u>F/Y 2015</u>	<u>F/Y 2016</u>	<u>F/Y 2016</u>	<u>F/Y 2016</u>	<u>F/Y 2017</u>
	<u>Salaries & Benefits:</u>	<u>Actual</u>	<u>Budget</u>	<u>Budget</u>	<u>Est'd Actual</u>	<u>Budget</u>
51001	Salaries- full time	146,658	151,024	151,024	151,024	153,469
51011	Salaries-On Call Pay	8,163	7,830	7,830	7,830	7,830
51201	FICA	11,484	12,152	12,152	12,152	12,339
51202	Group Health	46,880	43,010	43,010	43,010	48,390
51203	Retirement	20,496	17,200	17,200	17,200	18,300
51205	Worker's compensation	1,516	5,000	5,000	5,000	2,000
	Total Salaries & Benefits	235,197	236,216	236,216	236,216	242,328
	<u>Operating Expenditures:</u>					
52331	Printing	104	200	200	200	200
52341	Travel and Business mtg	8,287	10,000	11,392	10,000	10,000
52351	Dues & Memberships	50	75	75	75	75
52361	Training and Employee Development	19,047	30,000	31,230	19,047	30,000
53001	Office Supplies	249	300	300	249	300
53010	Uniforms & Clothing	438	1,500	1,500	1,500	1,500
53371	Other Supplies	67	300	300	300	300
	Total Operating Expenditures	28,242	42,375	44,997	31,371	42,375
	<u>Capital Expenditures:</u>					
54121	Machinery & Equipment	0	0	0	0	7,100
54124	Furniture & Fixtures	0	0	0	0	0
54126	Office Equipment	0	0	0	0	0
	Total Capital Exp	0	0	0	0	7,100
	Total Expenditures	263,439	278,591	281,213	267,587	291,803

Fund 10 GENERAL FUND
Function 3000 Public Safety
Activity 3550 Fire - Communications

DEPARTMENT 05

<u>Acct #</u>	<u>Operating Expenditures:</u>	F/Y 2015	Original	Amended	F/Y 2016	F/Y 2017
		<u>Actual</u>	<u>F/Y 2016</u>	<u>F/Y 2016</u>	<u>Est'd Actual</u>	<u>Budget</u>
52142	Repairs and Maint. by vdrs- Comm Equip	11,637	12,846	12,846	12,846	12,846
52312	Telephone	9,901	15,000	15,000	15,000	15,000
53311	Subscriptions/Publications	0	0	0	0	8,500
53371	Other Supplies	184	500	500	500	500
	Total Operating Expenditures	21,722	28,346	28,346	28,346	36,846
	<u>Capital Expenditures:</u>					
54122	Communication Equipment	0	0	0	0	0
	Total Capital Exp	0	0	0	0	0
	Total Expenditures	21,722	28,346	28,346	28,346	36,846

Fund 10 GENERAL FUND
Function 3000 Public Safety
Activity 3570 Fire Stations & Buildings

Fixed Asset Additions and Replacements

Acct #	A/R	Qty	Description	Amount
54101	R		Renovation of St#2	30,000
54101	R		Storage Building St#7	3,300
54101	R		Pavilion cover St#8	1,800
54101	R		Apparatus bay ceiling repair St#3	3,000
54101	R		Rear ramp Repair St#6	5,700
				43,800

Fund 10 GENERAL FUND
Function 3000 Public Safety
Activity 3570 Fire Stations & Buildings

DEPARTMENT 05

<u>Acct #</u>	<u>Operating Expenditures:</u>	<u>Original</u>		<u>Amended</u>		
		<u>F/Y 2015</u>	<u>F/Y 2016</u>	<u>F/Y 2016</u>	<u>F/Y 2016</u>	<u>F/Y 2017</u>
		<u>Actual</u>	<u>Budget</u>	<u>Budget</u>	<u>Est'd Actual</u>	<u>Budget</u>
52139	Repairs & maint by vdr- Grounds	2,959	3,500	3,500	3,500	4,000
52140	Repairs & maint by vdr- Buildings	19,205	20,000	24,785	24,785	37,900
52144	Repairs & maint by vdr-Other Equip	4,736	5,050	5,050	5,050	5,050
53201	Water & Sewer	11,911	17,300	17,300	13,745	17,300
53211	Natural Gas	6,318	8,400	8,400	6,318	8,400
53221	Electricity	33,195	42,600	42,600	39,755	42,600
53371	Other supplies	10,029	8,300	8,300	8,300	8,300
	Total Operating Expenditures	88,353	105,150	109,935	101,453	123,550
CAPITAL EXPENDITURES:						
54101	Building & Improvements	7,903	30,000	58,845	58,845	43,800
	Total Capital Exp	7,903	30,000	58,845	58,845	43,800
	Total Expenditures	96,256	135,150	168,780	160,298	167,350

FUND 10 GENERAL FUND
FUNCTION 4000 PUBLIC WORKS

Activity

4100 Public Works Administration
4221 Roadways & Walkways
4226 Grounds Maintenance
4260 Street Lighting
4270 Traffic Engineering
4800 Vehicle Maintenance

FUND 10 GENERAL FUND
FUNCTION 4000 PUBLIC WORKS

Summary of Public Works Activities

Activity:	Salaries &			<u>Totals</u>
	<u>Benefits</u>	<u>Operations</u>	<u>Capital</u>	
4100 Administration	243,667	72,000	0	315,667
4221 Roadways & Walkways	1,728,316	578,500	180,000	2,486,816
4226 Grounds Maintenance	825,534	191,200	0	1,016,734
4260 Street Lighting	0	755,000	0	755,000
4270 Traffic Engineering	169,726	124,630	80,000	374,356
4800 Vehicle Maintenance	666,296	41,141	0	707,437
Total Public Works-General Fund	3,633,539	1,762,471	260,000	5,656,010

Fund 10 GENERAL FUND
Function 4000 Public Works
Activity 4100 - Administration

Department 04

<u>Acct #</u>		<u>Original</u>		<u>Amended</u>		
		<u>F/Y 2015</u>	<u>F/Y 2016</u>	<u>F/Y 2016</u>	<u>F/Y 2016</u>	<u>F/Y 2017</u>
	<u>Salaries & Benefits:</u>	<u>Actual</u>	<u>Budget</u>	<u>Budget</u>	<u>Est'd Actual</u>	<u>Budget</u>
51001	Salaries- full time (Note: see below)	132,581	129,680	129,680	125,656	130,140
51201	FICA	11,702	9,921	9,921	9,613	10,907
51202	Group Health	85,255	71,680	71,680	71,680	64,520
51203	Retirement	24,000	18,900	18,900	18,900	18,100
51204	Unemployment	0	7,000	7,000	0	7,000
51205	Worker's compensation	0	32,000	32,000	32,000	13,000
	Total Salaries & Benefits	253,538	269,181	269,181	257,849	243,667
	<u>Operating Expenditures:</u>					
52139	Repairs & maint by vdr- Grounds	0	500	500	225	500
52140	Repairs & maint by vdr- Buildings	1,862	1,500	1,500	1,500	1,500
52142	Repairs & maint by vdr- Communication Equip	0	0	0	0	0
52143	Repairs & maint by vdr- Office Equip	427	1,000	1,000	582	1,000
52144	Repairs & maint by vdr- Other Equip	953	1,000	1,000	953	1,000
52311	Postage	31	100	100	31	100
52312	Telephone	10,641	14,000	14,000	14,000	14,000
52331	Printing	121	300	300	0	300
52341	Travel & business mtg	1,858	2,250	2,250	1,857	2,250
52351	Dues & memberships	358	450	450	358	450
52361	Travel & Employee Development	7,249	3,620	3,620	3,260	3,620
53001	Office supplies	3,431	2,650	2,650	2,650	2,650
53010	Uniform & Clothing	458	550	550	550	550
53201	Water & Sewer	4,199	9,250	9,250	4,199	9,250
53211	Natural Gas	1,872	11,200	11,200	3,631	11,200
53221	Electricity	16,643	20,000	20,000	16,643	20,000
53371	Other supplies	1,629	3,630	3,630	2,630	3,630
	Total Operating Expenditures	51,732	72,000	72,000	53,069	72,000
	<u>Capital Expenditures:</u>					
54122	Communication equipment	0	0	0	0	0
54124	Furniture & Fixtures	0	0	0	0	0
54126	Office equipment	0	0	0	3,041	0
	Total Capital Exp	0	0	0	3,041	0
	Total Expenditures	305,270	341,181	341,181	313,959	315,667

Note: Because the Management of this Activity Administers both Street Maint & Stormwater Drainage work, one half of Public Works Director's, Assistant Public Works Director's and Admin Asst annual salary is charged to StormWater Drainage Utility Fund 61.

Fund 10 GENERAL FUND
Function 4000 Public Works
Activity 4221 - Roadways & Walkways

Authorized Strength-Full Time

Public Works Supervisor (ST)	5
Project Engineer	1
Paint & Sign Supervisor	1
Heavy Equipment Operator	4
Truck Driver	1
Equipment Operator	12
Painter	1
Public Works Maint Worker III	2
Sign Markings Wkr	2
Public Works Maint Worker I	4
Public Works Maint Worker II	4
total	37

Fixed Asset Additions and Replacements

Acct #	A/R	Qty	Description	Amount
54121	A	1	Asphalt Patcher & Truck	180,000
total				180,000

Fund 10 GENERAL FUND
Function 4000 Public Works
Activity 4221 - Roadways & Walkways

Department 04

Acct #	Salaries & Benefits:	F/Y 2015	Original	Amended	F/Y 2016	F/Y 2017
		Actual	F/Y 2016	F/Y 2016	Est'd Actual	Budget
51001	Salaries- full time (Note: see below)	946,578	886,962	886,962	886,962	965,675
51002	Salaries- overtime	7,323	20,000	20,000	8,058	15,000
51011	Salaries- on call pay	9,272	10,920	10,920	10,920	10,920
51201	FICA	59,365	70,218	70,218	69,304	75,857
51202	Group Health	484,648	408,600	408,600	408,600	507,255
51203	Retirement	90,504	74,850	74,850	74,850	86,375
51205	Worker's compensation	0	129,750	129,750	129,750	67,235
	Total Salaries & Benefits	1,597,690	1,601,300	1,601,300	1,588,444	1,728,316
<u>Operating Expenditures:</u>						
52141	Repairs & maint by vdr- Vehicles	60,352	90,000	90,000	83,585	90,000
52144	Repairs & maint by vdr- Other Equip	17,033	45,000	45,000	25,204	45,000
52171	Rental/Equipment & Vehicles	3,026	2,500	2,500	2,500	2,500
52361	Training & employee development	2,067	8,400	8,400	2,067	8,400
53010	Uniform & Clothing	4,806	6,100	6,100	4,805	6,100
53050	Pavement marking material	9,012	26,000	26,000	11,312	26,000
53051	Sign material	9,247	18,500	18,500	18,500	18,500
53055	Streets Maint-Supplies & Material	63,015	50,000	50,000	50,000	50,000
53057	Mosquito Control	28,958	30,000	30,000	30,000	30,000
53261	Gas/Diesel/Oil/Grease	115,982	150,000	150,000	84,785	150,000
53351	Small tools	4,381	2,000	2,000	2,000	2,000
53371	Other supplies	134,372	150,000	152,584	152,584	150,000
	Total Operating Expenditures	452,251	578,500	581,084	467,342	578,500
<u>Capital Expenditures:</u>						
54002	Easements & Right of Way	0	0	0	0	0
54031	Streets/LMIG	725,946	0	667,705	667,706	0
54121	Machinery & other equipment	0	0	0	180,000	180,000
54123	Vehicles	0	0	0	0	0
	Total Capital Exp	725,946	0	667,705	847,706	180,000
	Total Expenditures	2,775,887	2,179,800	2,850,089	2,903,492	2,486,816

Note: Because the employees of this Activity do both Street Maint & Stormwater Drainage work, a portion of the Salaries & Benefits of the Activity are budgeted to the Stormwater Drainage Utility Fund at a 85% Street/15% SWD split. This allocation will continue until a dedicated staff is assigned to the Stormwater Utility Fund. Actual Labor are charged as incurred.

Fund 10 GENERAL FUND
Function 4000 Public Works
Activity 4226 - Grounds Maintenance

Department 04

<u>Acct #</u>		<u>F/Y 2015</u>	<u>Original</u> <u>F/Y 2016</u>	<u>Amended</u> <u>F/Y 2016</u>	<u>F/Y 2016</u>	<u>F/Y 2017</u>
	<u>Salaries & Benefits:</u>	<u>Actual</u>	<u>Budget</u>	<u>Budget</u>	<u>Est'd Actual</u>	<u>Budget</u>
51001	Salaries- full time	430,097	447,533	447,533	429,495	453,971
51002	Salaries- overtime	7,795	7,500	7,500	7,500	7,500
51201	FICA	32,336	34,810	34,810	33,430	35,303
51202	Group Health	272,760	229,390	229,390	229,390	258,060
51203	Retirement	47,904	37,700	37,700	37,700	40,700
51205	Worker's compensation	0	64,000	64,000	64,000	30,000
	Total Salaries & Benefits	790,892	820,933	820,933	801,515	825,534
	<u>Operating Expenditures:</u>					
52141	Repairs & maint by vdr- vehicles	2,717	3,000	6,000	5,851	3,000
52144	Repairs & maint by vdr- Other Equip	27,676	31,000	24,030	24,030	31,000
53010	Uniform & Clothing	1,572	2,700	2,700	2,700	2,700
53201	Water & Sewer	1,620	4,500	4,500	1,620	4,500
53261	Gas/Diesel/Oil/Grease	34,661	50,000	50,000	34,661	50,000
53351	Small tools	2,850	5,000	5,000	2,850	5,000
53371	Other supplies	46,961	35,000	32,000	35,000	35,000
57010	Prisoner Detail - Ho Co	30,000	60,000	60,000	60,000	60,000
	Total Operating Expenditures	148,057	191,200	184,230	166,712	191,200
	<u>Capital Expenditures:</u>					
54121	Machinery & other equipment	13,802	0	6,970	6,970	0
	Total Capital Exp	13,802	0	6,970	6,970	0
	Total Expenditures	952,751	1,012,133	1,012,133	975,197	1,016,734

Fund 10 GENERAL FUND
Function 4000 Public Works
Activity 4260 - Street Lights

Fixed Asset Additions and Replacements

<u>Acct #</u>	<u>A/R</u>	<u>Qty</u>	<u>Description</u>	<u>Amount</u>
---------------	------------	------------	--------------------	---------------

				total	0
--	--	--	--	--------------	----------

Fund 10 GENERAL FUND
Function 4000 Public Works
Activity 4260 - Street Lights

Department 04

<u>Acct #</u>	<u>Operating Expenditures:</u>	F/Y 2015	Original	Amended	F/Y 2016	F/Y 2017
		<u>Actual</u>	<u>F/Y 2016</u>	<u>F/Y 2016</u>	<u>Est'd Actual</u>	<u>Budget</u>
53222	Street Lights-Electricity	737,986	745,000	745,000	745,000	755,000
	Total Operating Expenditures	737,986	745,000	745,000	745,000	755,000

Fund 10 GENERAL FUND
Function 4000 Public Works
Activity 4270 - Traffic Engineering

Authorized Strength- Full time
Traffic Signal Analyst

	2
total	2

Fixed Asset Additions and Replacements

Acct #	A/R Qty	Description	Amount
54121	A	Russell Pkwy/Moody Traffic Signal Update	80,000
		total	80,000

Fund 10 GENERAL FUND
Function 4000 Public Works
Activity 4270 - Traffic Engineering

DEPARTMENT 08

<u>Acct #</u>		F/Y 2015	Original	Amended	F/Y 2016	F/Y 2017
		<u>Actual</u>	<u>F/Y 2016 Budget</u>	<u>F/Y 2016 Budget</u>	<u>Est'd Actual</u>	<u>Budget</u>
<u>Salaries & Benefits:</u>						
51001	Salaries- full time	67,527	95,572	95,572	95,572	97,122
51002	Salaries- Overtime	2,692	6,000	6,000	6,000	6,000
51011	Salaries-On Call	8,802	10,920	10,920	10,920	10,920
51201	FICA	5,938	8,606	8,606	8,606	8,724
51202	Group Health	17,040	28,670	28,670	28,670	32,260
51203	Retirement	5,004	8,000	8,000	8,000	8,700
51205	Worker's compensation	0	13,000	13,000	13,000	6,000
	Total Salaries & Benefits	107,003	170,768	170,768	170,768	169,726
<u>Operating Expenditures:</u>						
52021	Professional Services	42,050	25,000	37,027	37,027	25,000
52041	Prof Service-Software & Support	0	5,000	9,647	9,647	5,000
52141	Repairs & maint by vdr- Vehicles	1,143	2,500	2,500	2,500	2,500
52144	Repairs & maint by vdr- Other Equip	77,399	75,000	79,990	79,990	75,000
52311	Postage	0	30	30	30	30
52312	Telephone	1,339	3,000	3,000	3,000	3,000
52341	Travel & business mtg	540	1,000	1,000	1,616	1,000
52351	Dues & memberships	85	200	200	200	200
52361	Training & Employee Development	1,399	2,000	2,000	2,000	2,000
53001	Office supplies	9	400	400	400	400
53261	Gas/Diesel/Oil/Grease	3,158	7,500	7,500	3,104	5,000
53371	Other supplies	5,781	5,500	5,500	5,500	5,500
	Total Operating Expenditures	132,903	127,130	148,794	145,014	124,630
<u>Capital Expenditures:</u>						
54121	Machinery & other equipment	9,169	69,500	130,950	130,950	80,000
54123	Vehicles	0	0	21,596	21,596	0
54125	Computer Equipment	0	0	0	0	0
	Total Capital Exp	9,169	69,500	152,546	152,546	80,000

Fund 10 GENERAL FUND
Function 4000 Public Works
Activity 4800 - Vehicle Maintenance

<u>Authorized Strength- full time</u>		
Vehicle Maint Superintendent		1
Mechanic		5
Welder		1
Tire Changer/Auto Servicer		1
Automotive Stock Clerk		1
Service Writer		1
Custodian (PW)		1
	total	11

Fixed Asset Additions and Replacements

Acct #	A/R	Qty	Description	Amount
			total	0

Fund 10 GENERAL FUND
Function 4000 Public Works
Activity 4800 - Vehicle Maintenance

Department 04

<u>Acct #</u>		F/Y 2015	Original	Amended		
		<u>Actual</u>	F/Y 2016	F/Y 2016	F/Y 2016	F/Y 2017
	<u>Salaries & Benefits:</u>		<u>Budget</u>	<u>Budget</u>	<u>Est'd Actual</u>	<u>Budget</u>
51001	Salaries- full time	369,809	380,354	380,354	365,453	386,171
51002	Salaries- overtime	0	750	750	0	750
51011	Salaries- on call pay	10,962	10,920	10,920	10,920	10,920
51201	FICA	28,391	29,990	29,990	28,793	30,435
51202	Group Health	187,520	157,710	157,710	157,710	177,420
51203	Retirement	41,004	32,100	32,100	32,100	34,600
51205	Worker's compensation	0	55,000	55,000	55,000	26,000
	Total Salaries & Benefits	637,686	666,824	666,824	649,976	666,296
	<u>Operating Expenditures:</u>					
52139	Repairs & maint by vdr- Grounds	340	1,265	1,265	340	1,265
52140	Repairs & maint by vdr- Building	934	1,265	1,265	1,265	1,265
52141	Repairs & maint by vdr- Vehicles	3,218	3,795	3,795	3,795	3,795
52143	Repairs & maint by vdr- Other Equip	2,660	3,163	3,163	3,163	3,163
52171	Equipment Rental	0	575	575	575	575
52312	Telephone	1	403	403	1	403
53001	Office supplies	1,149	2,300	2,300	1,400	1,400
53010	Uniform & Clothing	1,345	1,645	1,645	1,645	1,645
53201	Water & Sewer	850	1,525	1,525	1,525	1,525
53211	Natural Gas	740	6,900	6,900	1,454	6,900
53221	Electricity	2,244	1,840	1,840	1,840	1,840
53261	Gas/Diesel/Oil/Grease	6,037	9,660	9,660	6,037	9,660
53351	Small tools	3,259	3,795	3,795	3,795	3,795
53371	Other supplies	3,743	3,910	3,910	5,385	3,910
	Total Operating Expenditures	26,520	42,041	42,041	32,220	41,141
	<u>Capital Expenditures:</u>					
54121	Machinery & other equipment	0	0	0	0	0
	Total Capital Exp	0	0	0	0	0
	Total Expenditures	664,206	708,865	708,865	682,196	707,437

FUND 10 GENERAL FUND
FUNCTION 6000 RECREATION

Activity

- 6110 Recreation Administration**
- 6120 Recreation-Participants**
- 6122 Recreation-Centers**
- 6130 Special Facilities-Golf Course**
- 6160 Special Facilities-Auditorium**
- 6170 Special Facilities-Senior Citizens Center**

FUND 10 GENERAL FUND
FUNCTION 6000 RECREATION

Summary of Recreation Activities

Activity:	Salaries &			Totals
	<u>Benefits</u>	<u>Operations</u>	<u>Capital</u>	
6110 Recreation Administration	196,218	220,000	0	416,218
6120 Recreation-Participants	759,892	224,150	22,000	1,006,042
6122 Recreation-Centers	258,038	77,800	22,000	357,838
6130 Special Facilities-Golf Course	345,918	123,350	35,900	505,168
6160 Special Facilities-Auditorium	15,000	17,800	0	32,800
6170 Special Facilities-Senior Citizens	149,769	17,200	0	166,969
	Totals Function 6000	1,724,835	680,300	2,485,035

Fund 10 GENERAL FUND
Function 6000 Recreation
Activity 6110 Recreation - Administration

Department 07

<u>Acct #</u>		Original		Amended		
		F/Y 2015	F/Y 2016	F/Y 2016	F/Y 2016	F/Y 2017
	<u>Salaries & Benefits:</u>	<u>Actual</u>	<u>Budget</u>	<u>Budget</u>	<u>Est'd Actual</u>	<u>Budget</u>
51001	Salaries- full time	122,604	127,392	127,392	127,392	129,455
51201	FICA	9,131	9,745	9,745	9,745	9,903
51202	Group Health	48,849	28,670	28,670	28,670	32,260
51203	Retirement	13,596	10,700	10,700	10,700	11,600
51205	Worker's compensation	50,331	18,000	23,000	23,000	13,000
	Total Salaries & Benefits	244,511	194,507	199,507	199,507	196,218
	<u>Operating Expenditures:</u>					
52141	Repairs & maint by vdr- Vehicles	8,438	8,000	8,000	8,000	8,000
52142	Repairs & maint by vdr- Com Equip	0	800	800	200	800
52143	Repairs & maint by vdr- Office Equip	4,576	6,500	6,500	6,500	6,500
52311	Postage	5	50	50	50	50
52312	Telephone	1,664	2,500	2,500	2,000	2,500
52331	Printing	0	150	150	150	150
52341	Travel & business meeting expense	3,174	6,500	6,500	6,500	6,500
52351	Dues & memberships	1,035	1,200	1,200	1,200	1,200
53001	Office supplies	681	1,000	1,000	1,000	1,000
53010	Uniforms & Clothing	998	1,000	1,000	1,000	1,000
53201	Water & Sewer	21,116	25,000	25,000	25,000	25,000
53211	Natural Gas	26,477	35,000	30,000	20,000	30,000
53221	Electricity	106,559	120,000	120,000	110,000	120,000
53261	Gas/Diesel/Oil/Grease	15,790	18,000	15,000	11,000	15,000
53301	Food and banquets	442	800	800	800	800
53371	Other Supplies	1,360	1,500	1,500	1,500	1,500
	Total Operating Expenditures	192,315	228,000	220,000	194,900	220,000
	<u>Capital Expenditures:</u>					
54123	Vehicles	0	0	0	0	0
54124	Furniture & Fixtures	0	0	0	0	0
	Total Capital Exp	0	0	0	0	0
	Total Expenditures	436,826	422,507	419,507	394,407	416,218

Fund 10 GENERAL FUND
Function 6000 Recreation
Activity 6120 Recreation-Participants/Supervision

Authorized Strength- Full time

Athletic Director	1
Program Director (Rec)	1
Recreation Specialist	3
Administrative Secretary (Rec)	2
Administrative Clerk	1
Ceramics Instructor	1
total	9

Fixed Asset Additions and Replacements

Acct #	A/R	Qty	Description	Amount
54121	A	1	Football helmet sanitizing machine	16,000
54126	R	1	Copier	6,000
total				22,000

Fund 10 GENERAL FUND

Function 6000 Recreation

Activity 6120 Recreation-Participants/Supervision

Department 07

<u>Acct #</u>	<u>Salaries & Benefits:</u>	<u>F/Y 2015</u>	<u>Original</u>	<u>Amended</u>	<u>F/Y 2016</u>	<u>F/Y 2016</u>	<u>F/Y 2017</u>
		<u>Actual</u>	<u>F/Y 2016</u>	<u>F/Y 2016</u>	<u>Est'd Actual</u>	<u>Budget</u>	<u>Budget</u>
51001	Salaries- full time-supervision	312,366	322,608	322,608	322,608	327,066	
51002	Salaries- overtime-supervision	0	1,000	1,000	300	1,000	
51003	Salaries- part time	160,868	170,000	170,000	170,000	175,000	
51011	Salaries-on Call	6,648	8,250	8,250	7,500	8,250	
51201	FICA	36,231	38,392	38,392	38,281	39,116	
51202	Group Health	219,870	129,030	129,030	129,030	145,160	
51203	Retirement	34,596	27,200	27,200	27,200	29,300	
51205	Worker's compensation	141,057	60,000	60,000	60,000	35,000	
	Total Salaries & Benefits	911,636	756,480	756,480	754,919	759,892	
<u>Operating Expenditures:</u>							
52021	Professional Services	0	0	0	0	0	
52144	Repairs & maint by vdr- Other Equip	5,246	6,000	6,000	6,000	6,000	
52171	Equipment Rental	0	100	100	100	100	
52311	Postage	525	800	800	500	500	
52312	Telephone	1,260	2,000	2,000	2,000	2,000	
52331	Printing	175	500	500	500	500	
52381	Contract Labor	275	8,000	8,000	8,000	8,000	
52382	Contract Labor/Referees & Officials	46,942	65,000	65,000	60,000	65,000	
53001	Office Supplies	2,665	4,000	4,000	4,000	4,000	
53070	Athletic Equipment	122,180	105,000	130,188	105,000	105,000	
53071	Ceramics Supplies	9,710	9,000	9,000	9,000	9,000	
53072	Swimming Supplies	14,889	18,000	19,000	15,000	16,000	
53311	Subscriptions & publications	40	50	50	50	50	
53371	Other supplies	10,525	8,000	8,000	8,000	8,000	
	Total Operating Expenditures	214,432	226,450	252,638	218,150	224,150	
<u>Capital Expenditures:</u>							
54121	Machinery & other equipment	5,623	0	0	1,000	16,000	
54123	Vehicles	0	0	21,596	21,596	0	
54124	Furniture & Fixtures	0	0	0	0	0	
54126	Office Equipment	435	0	5,650	5,650	6,000	
54127	Swimming Pool equipment	0	0	0	0	0	
54211	CWIP-Sports Complex	29,102	0	409,792	409,792	0	
	Total Capital Exp	35,160	0	437,038	438,038	22,000	
	Total Expenditures	1,161,228	982,930	1,446,156	1,411,107	1,006,042	

Fund 10 GENERAL FUND
Function 6000 Recreation
Activity 6122 Recreation - Centers

Authorized Strength- Full time

Maintenance Supervisor (Rec)	1
Recreation Maintenance Tech	1
Custodian (Rec)	2
total	4

Fixed Asset Additions and Replacements

Acct #	A/R	Qty	Description	Amount
54123	A	1	Truck	22,000
total				22,000

Fund 10 GENERAL FUND

Function 6000 Recreation

Activity 6122 Recreation - Centers

Department 07

<u>Acct #</u>		<u>F/Y 2015</u>	<u>Original</u>	<u>Amended</u>	<u>F/Y 2016</u>	<u>F/Y 2017</u>
			<u>F/Y 2016</u>	<u>F/Y 2016</u>		
<u>Salaries & Benefits:</u>		<u>Actual</u>	<u>Budget</u>	<u>Budget</u>		
51001	Salaries- full time (Maint Staff)	120,526	116,928	116,928	116,928	118,822
51002	Salaries- overtime	923	2,000	2,000	2,000	2,000
51003	Salaries- part time	21,854	27,000	27,000	20,000	27,000
51011	Salaries-on Call	10,512	10,920	10,920	10,950	10,950
51201	FICA	11,352	11,999	11,999	11,466	12,146
51202	Group Health	97,720	57,350	57,350	57,350	64,520
51203	Retirement	12,504	9,800	9,800	9,800	10,600
51205	Worker's compensation	46,137	21,000	21,000	21,000	12,000
	Total Salaries & Benefits	321,528	256,997	256,997	249,494	258,038
<u>Operating Expenditures:</u>						
52139	Repairs & maint by vdr- Grounds	19,771	23,000	33,700	33,700	25,000
52140	Repairs & maint by vdr- Buildings	9,121	18,000	23,549	18,000	20,000
52144	Repairs & maint by vdr- Other Equip	2,984	6,000	6,000	6,000	6,000
52171	Equipment Rental	332	500	1,000	1,000	1,000
53010	Uniform & Clothing	683	800	800	800	800
53371	Other Supplies	23,482	23,500	23,500	23,500	25,000
	Total Operating Expenditures	56,373	71,800	88,549	83,000	77,800
<u>Capital Expenditures:</u>						
54101	Buildings/Improvements	0	0	0	0	0
54121	Machinery & Equipment	767	0	0	0	0
54123	Vehicles	20,352	38,000	32,350	32,350	22,000
	Total Capital Exp	21,119	38,000	32,350	32,350	22,000
	Total Expenditures	399,020	366,797	377,896	364,844	357,838

Fund 10 GENERAL FUND
Function 6000 Recreation
Activity 6130 Recreation - City Golf Course

<u>Authorized Strength- Full time</u>	
General Manager/Golf Professional	1
Golf Course Maintenance Supervisor	1
Ground Maintenance Worker I	1
Ground Maintenance Technician	1
total	4

Fixed Asset Additions and Replacements

Acct #	A/R Qty	Description	Amount
		total	0

Fund 10 General Fund
Function 6000 Recreation
Activity 6130 - Golf Course

Acct #		Original	Amended			
		F/Y 2015	F/Y 2016	F/Y 2016	F/Y 2016	F/Y 2017
	<u>Salaries & Benefits:</u>	<u>Actual</u>	<u>Budget</u>	<u>Budget</u>	<u>Est'd Actual</u>	<u>Budget</u>
51001	Salaries- full time	144,904	152,403	152,403	152,403	156,033
51002	Salaries- overtime	0	2,500	2,500	0	2,500
51003	Salaries- part time	83,003	93,000	93,000	69,845	75,000
51201	FICA	16,996	18,965	18,965	17,002	17,865
51202	Group Health	48,974	57,350	57,350	57,350	64,520
51203	Retirement	4,006	12,800	12,800	12,800	14,000
51205	Worker's compensation	0	0	0	0	16,000
total sal & ben		297,883	337,018	337,018	309,400	345,918
<u>Operating Expenditures:</u>						
52022	Professional Audit Fee	2,500	3,500	3,500	3,500	0
52139	Repairs & maint by vndr- grounds	3,394	5,600	5,940	5,940	5,600
52140	Repairs & maint by vndr- buildings	485	2,500	2,500	2,500	2,500
52141	Repairs & maint by vndr- vehicles	3,644	2,000	4,329	4,329	2,000
52143	Repairs & maint by vndr- Office Equip	0	400	400	0	400
52144	Repairs & maint by vndr- Other Equip	1,741	1,000	1,000	1,000	1,000
52148	Repairs & maint by vndr- Golf Carts	1,279	1,500	1,500	1,500	6,000
52149	Repairs & Maint by vndr-Irrigation System	1,097	3,000	4,498	4,498	3,000
52300	General Insurance/Property	4,986	5,000	5,000	5,000	0
52312	Telephone	1,320	1,500	1,500	1,500	1,500
52313	Internet/Monitoring Services	668	1,500	1,500	1,500	1,500
52321	Advertising/City Promotions	0	1,000	1,000	1,000	1,000
52331	Printing	0	450	450	450	450
52341	Travel & business meeting expense	3,619	4,000	4,000	4,000	4,000
52351	Dues & memberships	2,034	1,400	1,400	1,400	1,400
52361	Training & employee development	390	1,000	1,000	1,000	1,000
52395	Bank Charges	4,719	4,600	4,600	4,600	0
53001	Office Supplies	454	1,000	1,000	1,000	800
53010	Uniform & Clothing	2,012	2,000	2,000	2,000	2,000
53091	Chemicals & Fertilizer	24,776	30,000	30,769	30,769	30,000
53201	Water & Sewer	1,201	1,000	1,000	1,000	1,000
53221	Electricity	19,909	18,500	18,500	18,500	18,500
53261	Gas/Diesel/Oil/Grease	16,166	16,500	16,500	16,500	16,500
53351	Small tools	0	200	200	200	200
53371	Other supplies	25,131	23,000	23,012	23,012	23,000
total operating exp		121,525	132,150	137,098	136,698	123,350
<u>Debt Service & Capital Exp</u>						
54101	Building Improvements	0	0	0	0	0
54121	Machinery & other equipment	0	0	0	0	0
54124	Furniture & Fixtures	0	0	0	0	0
54126	Office equipment	0	0	0	0	0
54151	Irrigation System	0	0	0	0	0
58107	Lease Payments-Golf Carts	0	35,900	35,900	35,900	35,900
total debt serv & capital		0	35,900	35,900	35,900	35,900
total expenditures		419,408	505,068	510,016	481,998	505,168

Fund 10 GENERAL FUND
Function 6000 Recreation
Activity 6160 Civic Center/Auditorium

Fixed Asset Additions and Replacements

Acct #	A/R	Qty	Description	Amount
---------------	------------	------------	--------------------	---------------

			total	0
--	--	--	--------------	----------

Fund 10 GENERAL FUND
Function 6000 Recreation
Activity 6160 Civic Center/Auditorium

Department 01

<u>Acct #</u>	<u>Salaries & Benefits:</u>	<u>F/Y 2015</u>	<u>Original</u>	<u>Amended</u>	<u>F/Y 2016</u>	<u>F/Y 2017</u>
		<u>Actual</u>	<u>Budget</u>	<u>Budget</u>	<u>Est'd Actual</u>	<u>Budget</u>
51010	Salaries-Auditorium	8,671	15,000	15,000	8,671	15,000
	Total Salaries & Benefits	8,671	15,000	15,000	8,671	15,000
	<u>Operating Expenditures:</u>					
52140	Repairs & maint by vdr- Buildings	0	5,000	5,000	590	5,000
52144	Repairs & maint by vdr- Other Equip	0	2,500	2,500	1,641	2,500
52381	Contract Labor	3,760	5,800	5,800	3,760	5,800
53371	Other supplies	2,725	4,500	4,500	2,725	4,500
	Total Operating Expenditures	6,485	17,800	17,800	8,716	17,800
	<u>Capital Expenditures:</u>					
54101	Buildings/Improvements	0	0	0	0	0
54121	Machinery & other equipment	0	0	0	8,030	0
	Total Capital Exp	0	0	0	8,030	0
	Total Expenditures	15,156	32,800	32,800	25,417	32,800

Fund 10 GENERAL FUND
Function 6000 Recreation
Activity 6170 Recreation - Senior Citizens

<u>Authorized Strength- Full time</u>	
Senior Citizens Services Dir	1
Administrative Secretary (Rec)	1
total	2

<u>Fixed Asset Additions and Replacements</u>			
Acct #	A/R Qty	Description	Amount
		total	0

Fund 10 GENERAL FUND
Function 6000 Recreation
Activity 6170 Recreation - Senior Citizens

Department 07

<u>Acct #</u>	<u>Salaries & Benefits:</u>	<u>Original</u>		<u>Amended</u>		
		<u>F/Y 2015</u>	<u>F/Y 2016</u>	<u>F/Y 2016</u>	<u>F/Y 2016</u>	<u>F/Y 2017</u>
		<u>Actual</u>	<u>Budget</u>	<u>Budget</u>	<u>Est'd Actual</u>	<u>Budget</u>
51001	Salaries- full time	58,351	71,001	71,001	71,001	72,151
51003	Salaries- part time	19,220	23,000	23,000	16,000	23,000
51011	Salaries-On Call	0	0	0	0	1,560
51201	FICA	5,780	7,191	7,191	6,656	7,398
51202	Group Health	48,850	28,670	28,670	28,670	32,260
51203	Retirement	6,600	5,900	5,900	5,900	6,400
51205	Worker's compensation	25,165	13,000	13,000	13,000	7,000
	Total Salaries & Benefits	163,966	148,762	148,762	141,227	149,769
	<u>Operating Expenditures:</u>					
52144	Repairs & Maint by Vdr- Other Equip	5,368	2,500	2,500	3,500	4,000
52311	Postage	52	100	100	100	100
52331	Printing	29	100	100	50	100
53001	Office Supplies	1,461	1,400	1,400	1,400	1,500
53073	Senior Citizens expense	7,120	8,000	8,000	8,000	8,500
53371	Other supplies	473	3,000	3,815	3,000	3,000
	Total Operating Expenditures	14,503	15,100	15,915	16,050	17,200
	<u>Capital Expenditures:</u>					
54101	Buildings/Improvements	950	0	0	0	0
54121	Machinery & other equipment	0	0	0	0	0
54123	Vehicles	0	0	0	0	0
54124	Furniture & Fixtures	0	0	0	0	0
54125	Computer Equipment	0	0	0	0	0
	Total Capital Exp	950	0	0	0	0
	Total Expenditures	179,419	163,862	164,677	157,277	166,969

FUND 10 GENERAL FUND
FUNCTION 7000 CITY DEVELOPMENT

Summary of City Development Activities

Activity

7510	Community Development
7220	Building & Transportation
7400	Planning & Zoning Commission
7450	Code Enforcement

FUND 10 GENERAL FUND

FUNCTION 7000 COMMUNITY DEVELOPMENT & BUILDING & TRANSPORTATION

Summary of City Development Activities

Activity:	Salaries &			<u>Totals</u>
	<u>Benefits</u>	<u>Operations</u>	<u>Capital</u>	
7510 Community Development	174,523	176,530	0	351,053
7220 Building & Transportation	556,171	63,000	0	619,171
7400 Planning & Zoning	0	17,000	0	17,000
7450 Code Enforcement	357,733	180,400	0	538,133
Total Function 7000	1,088,427	436,930	0	1,525,357

Fund 10 GENERAL FUND
Function 7000 Housing & Development
Activity 7510 - City Development Administration

Authorized Strength- Full time

Community Development Director	1
Keep W R Beautiful Manager	1
total	2

Fixed Asset Additions and Replacements

Acct #	A/R Qty	Description	Amount
		total	0

Fund 10 GENERAL FUND
Function 7000 Housing & Development
Activity 7510 - Community Development

Department 08

<u>Acct #</u>	<u>Salaries & Benefits:</u>	<u>Original</u>		<u>Amended</u>		
		<u>F/Y 2015</u>	<u>F/Y 2016</u>	<u>F/Y 2016</u>	<u>F/Y 2016</u>	<u>F/Y 2017</u>
		<u>Actual</u>	<u>Budget</u>	<u>Budget</u>	<u>Est'd Actual</u>	<u>Budget</u>
51001	Salaries- full time	70,964	120,083	120,083	120,083	122,028
51201	FICA	5,310	9,186	9,186	9,186	9,335
51202	Group Health	11,850	28,670	28,670	28,670	32,260
51203	Retirement	7,704	10,100	10,100	10,100	10,900
51205	Worker's compensation	0	0	0	0	0
	Total Salaries & Benefits	95,828	168,039	168,039	168,039	174,523
<u>Operating Expenditures:</u>						
52021	Professional Services	8,700	15,000	24,522	0	0
52041	Professional/Technical-Software	1,373	1,700	1,700	0	1,000
52117	Beautification	0	2,450	2,450	2,450	2,450
52139	Repairs & maint by vendor- Grounds	0	55,700	55,700	55,700	57,340
52311	Postage	95	500	500	500	500
52312	Telephone	19	200	200	200	200
52321	Advertising/City Promotions	120	1,800	1,800	120	1,800
52331	Printing	0	900	900	900	900
52341	Travel & business mtg	869	5,000	5,000	5,000	5,000
52351	Dues & memberships	0	815	815	815	815
52361	Training & employee development	120	2,000	2,000	2,000	2,000
53001	Office supplies	63	300	300	300	300
53201	Water & Sewer	0	4,700	4,700	5,477	4,700
53221	Electricity	0	4,000	4,000	4,611	4,000
53301	Food and Banquets	0	1,600	1,600	1,600	2,000
53311	Subscriptions & publications	0	325	325	325	325
53371	Other supplies	153	5,200	5,200	5,200	5,200
53374	Baygall Creek Greenway	0	3,000	3,000	3,000	3,000
57001	Local Assistance Grant	0	0	85,000	85,000	85,000
	Total Operating Expenditures	11,512	105,190	199,712	173,198	176,530
<u>Capital Expenditures:</u>						
54123	Vehicles	0	20,000	20,000	20,000	0
	Total Capital Exp	0	20,000	20,000	20,000	0
	Total Expenditures	107,340	293,229	387,751	361,237	351,053

Fund 10 GENERAL FUND
Function 7000 Housing & Development
Activity 7220 - Building & Transportation

<u>Authorized Strength- Full time</u>	
Building & Transportation Director	1
Transportation Planner	1
Permit Technician	1
Asst Building Official	1
Bldg. Inspector	2
Administrative Secretary	1
Administrative Secretary (CD)	1
Admin Clerk (CD) Frozen	0
total	8

Fixed Asset Additions and Replacements

<u>Acct #</u>	<u>A/R Qty</u>	<u>Description</u>	<u>Amount</u>
		total	0

Fund 10 GENERAL FUND
Function 7000 Housing & Development
Activity 7220 - Building & Transportation

Department 08

<u>Acct #</u>	<u>Salaries & Benefits:</u>	F/Y 2015	Original	Amended	F/Y 2016	F/Y 2017
		<u>Actual</u>	<u>F/Y 2016</u>	<u>F/Y 2016</u>	<u>Est'd Actual</u>	<u>Budget</u>
51001	Salaries- full time	299,076	334,210	334,210	334,210	365,318
51002	Salaries- over time	240	1,000	1,000	1,000	1,000
51201	FICA	22,477	25,644	25,644	25,644	28,023
51202	Group Health	106,563	129,030	129,030	129,030	129,030
51203	Retirement	38,400	30,200	30,200	30,200	32,800
51205	Worker's compensation	0	0	0	0	0
	Total Salaries & Benefits	466,756	520,084	520,084	520,084	556,171
	<u>Operating Expenditures:</u>					
52021	Professional Services	76,641	56,976	89,857	89,857	22,500
52041	Professional/Tech-Software	9,180	7,700	7,700	8,037	8,100
52141	Repairs & maint by vdr- Vehicles	2,292	5,000	5,000	5,000	5,000
52141	Repairs & maint by vdr-Office Equip	0	0	0	0	1,500
52311	Postage	94	500	500	500	500
52312	Telephone	2,200	3,500	3,500	3,500	3,500
52321	Advertising/City Promotion	0	300	300	300	300
52331	Printing	200	1,000	1,000	1,000	1,000
52341	Travel & business mtg	155	3,000	3,000	3,000	2,000
52351	Dues & memberships	270	600	600	600	600
52361	Training & employee development	56	4,000	5,431	5,431	2,500
53001	Office supplies	3,161	3,000	3,000	3,000	3,000
53261	Gas/Diesel/Oil/Grease	7,671	15,000	15,000	5,517	7,500
53311	Subscriptions & publications	689	2,000	2,000	688	1,000
53371	Other supplies	5,322	4,000	4,381	4,381	4,000
	Total Operating Expenditures	107,931	106,576	141,269	130,811	63,000
	<u>Capital Expenditures:</u>					
54123	Vehicles	0	0	0	0	0
54124	Furniture & Fixtures	0	0	619	619	0
54126	Office Equipment	0	0	0	0	0
	Total Capital Exp	0	0	619	619	0
	Total Expenditures	574,687	626,660	661,972	651,514	619,171

this page intentionally left blank

Fund 10 GENERAL FUND
Function 7000 Housing & Development
Activity 7400 - Planning & Zoning

Department 08

<u>Acct #</u>	<u>Operating Expenditures:</u>	<u>F/Y 2015</u> <u>Actual</u>	<u>Original</u> <u>F/Y 2016</u> <u>Budget</u>	<u>Amended</u> <u>F/Y 2016</u> <u>Budget</u>	<u>F/Y 2016</u> <u>Est'd Actual</u>	<u>F/Y 2017</u> <u>Budget</u>
52321	Advertising	650	2,500	2,500	2,500	2,500
53371	Other Supplies	1,289	4,000	4,000	4,000	4,000
57101	Planning & Zoning Commission	9,975	10,500	10,500	10,500	10,500
	Total Operating Expenditures	11,914	17,000	17,000	17,000	17,000

Fund 10 GENERAL FUND
Function 3000 Public Safety
Activity 7450 Code Enforcement

<u>Authorized Strength- Full time</u>	
Code Enforcement Official	4
Administrative Secretary (CD)	1
City Marshal/Comp Enforce MGR	1
total	6

Fixed Asset Additions and Replacements

Acct #	A/R Qty	Description	Amount
		total	0

Fund 10 GENERAL FUND
Function 3000 Public Safety
Activity 7450 Code Enforcement
 Department 08

<u>Acct #</u>	<u>Salaries & Benefits:</u>	F/Y 2015	Original	Amended	F/Y 2016	F/Y 2017
		<u>Actual</u>	<u>F/Y 2016 Budget</u>	<u>F/Y 2016 Budget</u>	<u>Est'd Actual</u>	<u>F/Y 2017 Budget</u>
51001	Salaries- full time	157,293	162,409	184,049	184,049	220,725
51002	Salaries-Overtime	0	2,000	2,000	2,000	2,000
51201	FICA	11,677	12,577	14,237	14,233	17,038
51202	Group Health	59,220	71,680	81,610	81,610	96,770
51203	Retirement	17,400	13,700	16,070	16,070	21,200
51205	Worker's compensation	1,252	0	0	0	0
	Total Salaries & Benefits	246,842	262,366	297,966	297,962	357,733
	<u>Operating Expenditures:</u>					
52041	Professional/Tech-Software	5,145	5,145	5,145	5,145	5,500
52141	Repairs & maint by vdr- Vehicles	1,090	3,000	3,000	3,000	3,000
52142	Repairs & maint by vdr- Commun	0	0	0	0	0
52143	Repairs & maint by vdr- Office Equip	0	200	200	200	200
52311	Postage	980	1,500	1,500	1,500	1,200
52312	Telephone	3,630	3,800	4,800	4,160	3,800
52331	Printing	466	500	500	500	500
52341	Travel & business mtg	3,524	3,600	3,600	3,600	3,600
52351	Dues & Membership	200	300	300	300	300
52361	Training & employee development	1,571	1,600	600	1,600	2,000
52606	Clearance Projects	67,894	95,000	111,779	22,764	95,000
52607	Clearance-Yards/Lots Cleaning	46,119	50,000	51,840	26,275	50,000
53001	Office supplies	1,977	2,000	2,000	2,000	2,000
53010	Uniforms & Clothing	933	2,000	2,864	2,864	2,000
53261	Gas/Diesel/Oil/Grease	10,610	10,000	10,000	5,626	10,000
53311	Subscriptions/Publications	0	300	300	0	300
53371	Other supplies	737	1,000	1,000	1,000	1,000
	Total Operating Expenditures	144,876	179,945	199,428	80,534	180,400
	<u>Capital Expenditures:</u>					
54122	Communication Equipment	0	0	0	0	0
54123	Vehicles	0	0	0	0	0
54126	Office equipment	0	0	0	0	0
	Total Capital Exp	0	0	0	0	0
	Total Expenditures	391,718	442,311	497,394	378,496	538,133

this page intentionally left blank

Fund 10 GENERAL FUND
Function 1000 General Government
Activity 9000 - Other Financing Uses

<u>Acct #</u>	<u>Operating Expenditures:</u>	F/Y 2015	Original	Amended	F/Y 2016	F/Y 2017
		<u>Actual</u>	<u>Budget</u>	<u>Budget</u>	<u>Est'd Actual</u>	<u>Budget</u>
61011	Transfer to Redevelopment Agency	0	0	0	0	0
61018	Transfer to other funds-Bureau of Civic Affairs	30,000	0	24,000	24,248	0
61055	Transfer to other funds-Golf course	150,000	0	0	0	0
61059	Transfer to other funds-DDA	0	0	0	0	0
	Total Operating Expenditures	180,000	0	24,000	24,248	0

Special Revenue Funds

FUND # 11

Function 7000 W. R. Redevelopment Authority

FUND # 14

Function 3000 Public Safety-Condemned Funds

FUND # 15

Function 3000 Public Safety-Donations

FUND # 16

Function 7000 Tourist Allocation Board

Function 7000 Motor Vehicle Rental Tax

FUND # 17

Function 6000 Recreational TAB

FUND # 18

Function 6000 Recreational Activities

FUND # 20

Function 7000 Bureau of Civic Affairs

FUND # 21

Function 7000 Community Development Block Grants

Special Revenue Funds Summary

FUND # 11

<u>Activity</u>	<u>Salaries & Benefits</u>	<u>Operations</u>	<u>Capital</u>	<u>Totals</u>
7560 W. R. Redevelopment Agency	0	207,150	12,000	219,150

FUND # 14

<u>Activity</u>	<u>Salaries & Benefits</u>	<u>Operations</u>	<u>Capital</u>	<u>Totals</u>
3000 Public Safety-Condemedned Funds	0	1,565,200	0	1,565,200

FUND # 15

<u>Activity</u>	<u>Salaries & Benefits</u>	<u>Operations</u>	<u>Capital</u>	<u>Totals</u>
3000 Public Safety-Donations	0	13,000	0	13,000

FUND # 16

<u>Activity</u>	<u>Salaries & Benefits</u>	<u>Operations</u>	<u>Capital</u>	<u>Totals</u>
7500 Hotel Motel Tax	0	1,800,000	0	1,800,000
7500 Motor Vehicle Rental Tax	0	177,000	0	177,000

FUND # 17

6122 Recreational - Hotel Motel	0	0	25,500	25,500
---------------------------------	---	---	--------	--------

FUND # 18

6122 Recreational Activities	0	72,700	0	72,700
------------------------------	---	--------	---	--------

FUND # 20

<u>Activity</u>	<u>Salaries & Benefits</u>	<u>Operations</u>	<u>Capital</u>	<u>Totals</u>
7540 Bureau of Civic Affairs	232,073	287,550	0	519,623
7540 Visitor's Center	0	0	0	0

FUND # 21

<u>Activity</u>	<u>Salaries & Benefits</u>	<u>Operations</u>	<u>Capital</u>	<u>Totals</u>
7000 Community Development	0	445,796	0	445,796

Total Special Revenue Funds	232,073	4,568,396	37,500	4,837,969
------------------------------------	----------------	------------------	---------------	------------------

FUND 11 W. R. Redevelopment Authority
Function 7000
Activity 7560

Authorized Strength- Full time

total 0

Fixed Asset Additions and Replacements

Acct #	A/R	Qty	Description	Amount
54001		1	Land Acquisition	12,000

total 12,000

FUND 11 W. R. Redevelopment Agency

Function 7000

Activity 7560

Acct #	Revenues:	F/Y 2015	Original	Amended	F/Y 2016	F/Y 2017
		Actual	F/Y 2016	F/Y 2016	Est'd Actual	Budget
46001	Interest Revenues	347	335	335	540	500
48001	Rental Income	63,805	57,900	57,900	48,800	45,000
49010	Transfers In-General Fund	0	0	0	0	0
49017	Motor Vehicle Rental Tax Transfer	169,135	163,500	163,500	177,500	177,000
49251	Sale of Property-Land Lots (net)	15,000	0	0	0	0
	Total Revenues	248,287	221,735	221,735	226,840	222,500
Acct # Salaries & Benefits:						
51001	Salaries- full time	0	0	0	0	0
51003	Salaries-Part time	0	0	0	0	0
51012	Vehicles Allowance	0	0	0	0	0
51201	FICA	0	0	0	0	0
51202	Group Health	0	0	0	0	0
51203	Retirement	0	0	0	0	0
	total sal & ben	0	0	0	0	0
Operating Expenditures:						
52021	Professional Services-Consulting	24,313	150,000	111,330	100,000	150,000
52139	Rep & Maint by Vndr - Grounds	14,605	5,000	5,230	1,000	5,000
52140	Rep & Maint by Vndr - Buildings	3,055	10,000	10,000	4,100	8,000
52311	Postage	25	100	100	25	100
52312	Telephone	818	1,500	1,500	600	1,200
52341	Travel & business meeting expense	4,328	7,000	7,000	3,700	5,600
52351	Dues	0	2,500	2,500	600	2,000
53001	Office Supplies	638	2,500	2,500	900	2,000
53201	Water	669	750	750	570	750
53221	Electricity	1,846	1,800	1,800	4,800	2,500
53261	Gas/Oil/Diesel	0	0	0	0	0
58501	Interest Expense	30,344	30,000	30,000	30,000	30,000
61010	Transfers to General Fund	40,222	0	243,453	243,453	0
	total operating exp	120,863	211,150	416,163	389,748	207,150
Debt Service & Capital Exp						
54001	Land	0	0	58,081	0	12,000
54101	Bldg/Imprs	0	0	0	0	0
54123	Vehicle	0	0	0	0	0
54126	Office equipment	0	0	0	0	0
54211	Animal Control Shelter	0	0	0	0	0
	total debt serv & capital	0	0	58,081	0	12,000
	Total Expenditures	120,863	211,150	474,244	389,748	219,150
	Est'd Net increase (decrease) in Fund Balance	127,424	10,585	(252,509)	(162,908)	3,350

this page intentionally left blank

FUND 14 Special Revenue Fund
Function 3000
Public Safety - Condemned Fund

	F/Y 2015 <u>Actual</u>	Original F/Y 2016 <u>Budget</u>	Amended F/Y 2016 <u>Budget</u>	F/Y 2016 <u>Est'd Actual</u>	F/Y 2017 <u>Budget</u>
<u>Restricted Fund Balance Beginning</u>	2,954,520	2,020,971	2,020,971	2,020,971	1,576,412
<u>Acct # Receipts:</u>					
01 45101 Condemned Funds - State	384,720	0	99,533	112,000	100,000
02 45102 Condemned Funds - Federal	33	0	55	55	65
03 45103 Condemned Funds - Treasury	6,250	0	0	0	0
Total Receipts	391,003	0	99,588	112,055	100,065
<u>Expenditures:</u>					
01 53100 Condemned Funds - State	1,317,219	2,266,314	2,268,930	556,614	1,565,200
02 53100 Condemned Funds - Federal	0	0	0	0	0
03 53101 Condemned Funds - Treasury	7,332	0	0	0	0
Total Expenditures	1,324,551	2,266,314	2,268,930	556,614	1,565,200
Excess(Deficiency) of Receipts over Expenditures	(933,548)	(2,266,314)	(2,169,342)	(444,559)	(1,465,135)
<u>Restricted Fund Balance Ending</u>	2,020,972	(245,343)	(148,371)	1,576,412	111,277

FUND 15 Special Revenue Fund
Function 3000
Public Safety - Donations

	F/Y 2015 <u>Actual</u>	Original F/Y 2016 <u>Budget</u>	Amended F/Y 2016 <u>Budget</u>	F/Y 2016 <u>Est'd Actual</u>	F/Y 2017 <u>Budget</u>
<u>Committed Fund Balance Beginning</u>	24,423	25,235	25,235	25,235	29,732
<u>Acct # Receipts:</u>					
01 44054 Firing Range	5,246	3,600	3,600	6,300	4,000
02 47001 Animal Shelter Donations	8,635	8,000	8,000	8,400	8,000
03 47002 Great Donations	0	0	0	0	0
04 47003 Donations-Other Special Projects	0	0	0	0	0
Total Receipts	13,881	11,600	11,600	14,700	12,000
<u>Expenditures:</u>					
01 53100 Firing Range Supplies	2,673	3,600	3,600	3,600	4,000
02 53100 Animal Shelter Supplies	9,512	8,000	8,000	6,000	8,300
03 53100 Great Supplies	884	0	603	603	700
04 54121 Machinery & Equipment	0	0	0	0	0
Total Expenditures	13,069	11,600	12,203	10,203	13,000
Excess(Deficiency) of Receipts over Expenditures	812	0	(603)	4,497	(1,000)
<u>Committed Fund Balance Ending</u>	25,235	25,235	24,632	29,732	28,732

this page intentionally left blank

FUND 16 Special Revenue Fund
Function 7000
Hotel/Motel Tax

<u>Acct #</u>	<u>Receipts:</u>	<u>F/Y 2015</u>	<u>Original</u>	<u>Amended</u>	<u>F/Y 2016</u>	<u>F/Y 2017</u>
		<u>Actual</u>	<u>F/Y 2016</u>	<u>F/Y 2016</u>	<u>Est'd Actual</u>	<u>Budget</u>
41151	Hotel/Motel Tax	1,683,383	1,600,000	1,600,000	1,785,316	1,800,000
Total Receipts		1,683,383	1,600,000	1,600,000	1,785,316	1,800,000
<u>Expenditures:</u>						
57120	Museum of Aviation	315,635	300,000	300,000	334,747	562,500
61010	Transfer to - General Fund	526,055	500,000	500,000	557,911	562,500
61017	Transfer to - Recreation Capital Impr's	105,212	100,000	100,000	111,582	112,500
61018	Transfer to - Bureau of Civic Affairs	420,846	400,000	400,000	446,329	450,000
61019	Transfer to - Visitor's Center	315,635	300,000	300,000	334,747	0
61020	Transfer to - Sports Complex	0	0	0	0	112,500
Total Expenditures		1,683,383	1,600,000	1,600,000	1,785,316	1,800,000
Excess(Deficiency) of Receipts over Expenditures		0	0	0	0	0

Note: On March 07, 2016, Mayor and Council re-allocated Hotel/Motel taxes, to be effective July 01, 2016, the tax receipts as follows: of every 8 cents collected per \$1 of sales, 2.5 cents is allocated for General Fund purposes, .5 cents is allocated to Recreation Capital improvements, 2 cents is allocated to the promotion of tourism through the City's Convention and Visitor's Bureau, 1 cent is allocated to the construction and maintenance of a sports complex, and 2 cents are allocated to the Museum of Aviation as a destination marketing organization.

FUND 16 Special Revenue Fund
Function 7000
Motor Vehicle Rental Tax

<u>Acct #</u>	<u>Receipts:</u>	<u>F/Y 2015</u>	<u>Original</u>	<u>Amended</u>	<u>F/Y 2016</u>	<u>F/Y 2017</u>
		<u>Actual</u>	<u>F/Y 2016</u>	<u>F/Y 2016</u>	<u>Est'd Actual</u>	<u>Budget</u>
41154	Motor Vehicle Rental Tax	169,135	163,500	163,500	177,662	177,000
Total Receipts		169,135	163,500	163,500	177,662	177,000
<u>Expenditures:</u>						
61011	Transfer - W R Redevelopment Agency	169,135	163,500	163,500	177,662	177,000
Total Expenditures		169,135	163,500	163,500	177,662	177,000
Excess(Deficiency) of Receipts over Expenditures		0	0	0	0	0

this page intentionally left blank

FUND 17 Special Revenue Fund
Function 6000
Recreation Facilities Improvement Hotel/Motel

Department 00

	F/Y 2015 <u>Actual</u>	Original F/Y 2016 <u>Budget</u>	Amended F/Y 2016 <u>Budget</u>	F/Y 2016 <u>Est'd Actual</u>	F/Y 2017 <u>Budget</u>
Restricted Fund Balance Beginning	139,989	153,668	153,668	153,668	156,968
Acct # Receipts:					
07 49016 Hotel/Motel Taxes-Recr Cap Impr	105,280	98,125	98,125	112,500	112,500
08 49016 Hotel/Motel Taxes- Sports Complex	0	0	0	0	112,500
Total Receipts	105,280	98,125	98,125	112,500	225,000
Expenditures:					
07 54001 Land	0	0	0	0	0
07 54101 Building & Improvements	85,731	68,000	94,200	94,200	10,000
07 54127 Swimming Pool Equipment	0	5,000	6,527	0	0
07 54128 Playground Equipment	5,870	40,000	15,000	15,000	15,500
08 54211 Sports Complex	0	0	0	0	0
Total Expenditures	91,601	113,000	115,727	109,200	25,500
Excess(Deficiency) of Receipts over Expenditures	13,679	(14,875)	(17,602)	3,300	199,500
Restricted Fund Balance Ending	153,668	138,793	136,066	156,968	356,468

FUND 18 Special Revenue Fund
Function 6000
Recreation Activities

Department 00

	F/Y 2015 <u>Actual</u>	Original F/Y 2016 <u>Budget</u>	Amended F/Y 2016 <u>Budget</u>	F/Y 2016 <u>Est'd Actual</u>	F/Y 2017 <u>Budget</u>
Committed Fund Balance Beginning	80,341	88,302	88,302	88,302	89,280
Acct # Receipts:					
01 44151 Adult Sports	42,254	42,400	42,400	42,400	42,400
02 44151 Youth Sports	7,246	3,400	3,400	3,400	3,400
03 44151 Senior Citizens Activities	17,984	21,000	21,000	21,000	21,000
04 44151 Bus Account	240	0	0	0	0
05 44151 Programming Activities	2,535	1,000	1,000	2,699	2,000
Total Receipts	70,259	67,800	67,800	69,499	68,800
Expenditures:					
01 52023 Adult Sports - Contract Labor	21,473	25,200	25,200	25,200	28,000
04 52023 Bus Account - Driver	177	0	0	0	0
01 53100 Adult Sports - Supplies	20,269	20,000	23,179	23,179	25,000
02 53100 Youth Sports - Supplies	3,104	2,000	2,000	2,500	2,500
03 53100 Senior Citizens Act - Supplies	15,887	16,000	17,726	16,000	16,000
04 53100 Bus Account - Supplies	50	0	0	160	0
05 53100 Programming Supplies	1,338	1,000	1,000	1,482	1,200
Total Expenditures	62,298	64,200	69,105	68,521	72,700
Excess(Deficiency) of Receipts over Expenditures	7,961	3,600	(1,305)	978	(3,900)
Committed Fund Balance Ending	88,302	91,902	86,997	89,280	85,380

FUND 20 Special Revenue Fund
Function 7000
Activity 7540 Bureau of Civic Affairs

<u>Authorized Strength- Full time</u>		
Director of CVB		1
Projects Coordinator		1
Administrative Secretary		1
	total	3

Fixed Asset Additions and Replacements

Acct #	A/R Qty	Description	Amount
		total	0

FUND 20 Special Revenue Fund
Function 7000
Activity 7540 Bureau of Civic Affairs
 Department 18

<u>Acct #</u>	<u>Revenues:</u>	F/Y 2015	Original	Amended	F/Y 2016	F/Y 2017
		<u>Actual</u>	<u>F/Y 2016 Budget</u>	<u>F/Y 2016 Budget</u>	<u>Est'd Actual</u>	<u>Budget</u>
33051	From Unreserved Fund Balance	625,072	669,069	669,069	669,069	748,842
43303	Grant Income-State Programs	4,646	3,100	3,100	3,100	3,100
46001	Interest Revenues	1,155	1,200	1,539	1,939	1,939
47002	Contributions & Donations	1,050	0	0	51,000	0
49010	General Funds Transfer	30,000	0	0	24,248	0
49016	Tourism Allocation Board - Hotel/Motel Taxes	420,846	400,000	400,000	450,000	450,000
TOTAL REVENUES		1,082,769	1,073,369	1,073,708	1,199,356	1,203,881
<u>Salaries & Benefits:</u>						
51001	Salaries- full time	129,608	138,741	138,741	138,741	156,250
51003	Salaries-Part time	3,120	0	0	0	0
51201	FICA	9,879	10,614	10,614	10,614	11,953
51202	Group insurance	66,604	43,010	43,010	43,010	48,370
51203	Retirement	14,796	11,700	11,700	11,700	14,000
51204	Unemployment	0	1,500	1,500	0	1,500
51205	Worker's compensation	0	0	0	0	0
Total Salaries & Benefits		224,007	205,565	205,565	204,065	232,073
<u>Operating Expenditures:</u>						
52117	Beautification	3,647	0	0	0	0
52139	Repairs & maint by vendor- Grounds	54,929	4,000	8,019	8,019	8,000
52140	Repairs & maint by vendor- Buildings	4,257	3,500	7,800	7,800	7,800
52143	Repairs & maint by vendor-Office Equip	5,746	4,500	4,500	6,720	8,800
52311	Postage	567	500	500	500	500
52312	Telephone	1,147	1,500	1,500	1,235	1,800
52321	Advertising/City Promotions	64,052	65,525	98,627	64,052	75,000
52322	City Promotions/4th of July			135,025	135,025	150,000
52331	Printing	5,257	5,700	5,700	2,000	5,000
52341	Travel & business meeting expense	11,230	8,000	8,000	6,000	8,000
52351	Dues & memberships	3,840	4,011	4,011	3,500	4,000
52361	Training & employee development	1,940	2,400	2,400	995	2,800
53001	Office supplies	921	1,000	1,000	1,000	1,000
53201	Water & Sewer	8,019	2,400	2,400	1,200	2,400
53211	Natural Gas	603	900	900	603	900
53221	Electricity	9,363	4,000	4,000	4,000	4,500
53301	Food and banquets	1,404	915	915	0	450
53311	Subscriptions & publications	200	200	200	0	100
53371	Other supplies	8,977	6,500	6,500	3,800	6,500
53374	Baygall Creek Greenway	3,599	0	0	0	0
Total Operating Expenditures		189,698	115,551	291,997	246,449	287,550
<u>Capital Expenditures:</u>						
54001	Land Improvements	0	0	0	0	0
54101	Building & Improvements	0	0	0	0	0
54124	Furniture & Fixtures	0	0	0	0	0
54125	Computer equipment	0	0	0	0	0
54126	Office equipment	0	0	0	0	0
Total Capital Exp		0	0	0	0	0
Total Expenditures		413,705	321,116	497,562	450,514	519,623
Est'd Net increase (decrease) in Fund Balance		669,064	752,253	576,146	748,842	684,258

this page intentionally left blank

FUND 20 Special Revenue Fund
Function 7000
Activity 7540 Visitor's Center

Department 19

	F/Y 2015	Original F/Y 2016	Amended F/Y 2016	F/Y 2016	F/Y 2017
	<u>Actual</u>	<u>Budget</u>	<u>Budget</u>	<u>Est'd Actual</u>	<u>Budget</u>
Restricted Fund Balance Beginning	1,102,982	1,419,987	1,419,987	1,419,987	1,772,687
Acct # Receipts:					
46001 Interest Income	1,371	0	0	2,200	2,000
49019 Tourism Allocation Board - Hotel/Motel Taxes	315,634	294,375	294,375	350,500	0
Total Receipts	317,005	294,375	294,375	352,700	2,000
Expenditures:					
54101 Building & Improvements	0	0	0	0	0
Total Expenditures	0	0	0	0	0
Excess(Deficiency) of Receipts over Expenditures	317,005	294,375	294,375	352,700	2,000
Restricted Fund Balance Ending	1,419,987	1,714,362	1,714,362	1,772,687	1,774,687

this page intentionally left blank

FUND 21 CDBG
Function 7000
Community Development Block Grants

	F/Y 2015	Original F/Y 2016	Amended F/Y 2016	F/Y 2016	F/Y 2017
	<u>Actual</u>	<u>Budget</u>	<u>Budget</u>	<u>Est'd Actual</u>	<u>Budget</u>
Restricted Fund Balance	1,530,181	1,400,095	1,400,095	1,400,095	1,414,713
<u>Receipts:</u>					
CDBG Grants	399,441	431,980	431,980	420,000	420,000
Program Income	1,218	11,000	11,000	11,000	11,000
Total Receipts	400,659	442,980	442,980	431,000	431,000
<u>Expenditures:</u>					
Administration, Program	118,722	103,059	177,192	93,611	98,292
Clearance	111,793	67,318	112,197	50,000	52,500
Code Enforcement	25,583	23,050	30,916	24,266	25,479
Housing	179,993	164,196	262,503	175,000	175,000
Public Facilities & Improvements	0	90,000	100,000	500	525
Public Services	94,654	88,221	77,765	73,005	94,000
Unprogrammed Funds	0				
Total Expenditures	530,745	535,844	760,573	416,382	445,796
Excess(Deficiency) of Receipts over Expenditures	(130,086)	(92,864)	(317,593)	14,618	(14,796)
Est'd Ending Restricted Fund Balances	1,400,095	1,307,231	1,082,502	1,414,713	1,399,917

Capital Project Funds

Function 4000 Public Works

SPLOST 2001

SPLOST 2006

SPLOST 2012

Warner Robins Public Facilities Authority

Capital Projects Funds
Summary of Budgeted Revenues, Expenditures,
and Changes in Fund Balances For FY2017

<u>Funds</u>	<u>32</u>	<u>33</u>	<u>34</u>	<u>36</u>
	SPLOST 2001	SPLOST 2006	SPLOST 2012	WRPFA
Restricted Fund Balances BoY	1,600	8,545	10,429,082	0
Revenues:				
SPLOST 2001	0			
SPLOST 2006		0		
SPLOST 2012			6,650,191	
Operating Transfer-Water & Sewer				0
Total Revenues	0	0	6,650,191	0
Expenditures:				
Construction Projects:				
Public Safety Projects	106,980	0	30	0
General Government Projects	0	0	3,228,361	0
Recreation Projects	0	0	0	0
Economic Development	0	0	0	0
Public Works Road Construction	0	759,065	847,876	0
Public Works Drainage Construction	0	0		0
Public Works Sidewalk Construction	0	0	0	0
Water & Sewer System Improvements	0	397,102	941,994	0
Total Construction Expenditures	106,980	1,156,167	5,018,261	0
Capital Expenditures:				
City Wide Vehicles	0	0	135	0
City Wide Machinery & Equipment	0	0	0	0
Debt Service Payments	0	0	0	0
Total Capital Expenditures	0	0	135	0
Total Expenditures	106,980	1,156,167	5,018,396	0
Excess of Revenues Over (Under) Expenditures	(106,980)	(1,156,167)	1,631,795	0
Restricted Fund Balances Est'd EoY	(105,380)	(1,147,622)	12,060,877	0

this page intentionally left blank

Fund 32 Capital Projects Fund
Function 4000 Public Works
SPLOST 2001

<u>Acct #</u>		Referendum <u>Projects</u>	Total <u>To Date</u>	Budget	Est'd Actual	Budget
				as Amended <u>F/Y 2016</u>	<u>F/Y 2016</u>	<u>F/Y 2017</u>
	Restricted Fund Balance	0	0	450,390	450,390	1,600
	Receipts:					
43701	SPLOST Revenues	12,113,750	12,763,226	0	0	0
46001	Interest Revenues/Discounts	0	342,805	0	1,600	0
	total receipts	12,113,750	13,106,031	0	1,600	0
	Capital Expenditures:					
	PUBLIC WORKS PROJECTS:					
	Road Construction					
3201 54031	Streets - Wellborn Road	650,000	560,586	0	0	0
3202 54031	Streets - Martin Luther King, JR. Blvd	400,000	740,897	0	0	0
3203 54031	Streets - Wall Street	900,000	307,760	45,520	45,520	106,980
3205 54031	Streets - Osigian Extension	0	50,384	0	0	0
3206 54031	Streets - Davis Drive Extension	0	163,623	0	0	0
3207 54031	Streets - Lake Joy Extens	0	46,307	0	0	0
3211 54031	Streets-Feagin Mill Extens	0	91,666	0	0	0
3212 54031	Streets-Margie Drive	0	350,000	0	0	0
3213 54031	Streets-Industrial Pk/Hwy 247	0	105,154	0	0	0
3214 54031	Streets-Leisure Lake/Moody Rd	0	0	0	0	0
3215 54031	Streets-Willie Lee Parkway	0	39,115	0	0	0
	Total Road Construction	1,950,000	2,455,492	45,520	45,520	106,980
	Drainage Construction					
3201 54033	Drainage Imprvs - City Wide	375,000	286,614	0	0	0
3202 54033	Drainage Imprvs - Hazel Drive	190,000	295,078	0	0	0
32 03 54033	DRAINAGE IMPRVS - PILGRIM CENTER		20,000	0	0	0
	Total Drainage Construction	565,000	601,692	0	0	0
	Sidewalk Construction					
3201 54032	Sidewalks	1,000,000	1,000,000	0	0	0
	Street Resurfacing					
32 53055	Street Maint - Supplies & Mat'l	8,598,750	8,598,457	0	0	0
	Total Capital Expenditures	12,113,750	12,655,641	45,520	45,520	106,980
	Excess of Revenues					
	Over (Under) Expenditures	0	450,390	(45,520)	(43,920)	(106,980)
	Restricted Fund Balances	0	450,390	404,870	406,470	(105,380)

this page intentionally left blank

Fund 33 Capital Projects Fund
Function 4000 Public Works
SPLOST 2006

<u>Acct #</u>		<u>Referendum</u> <u>Projects</u>	<u>Total</u> <u>To Date</u>	<u>Budget</u>		
				<u>as Amended</u> <u>F/Y 2016</u>	<u>Est'd Actual</u> <u>F/Y 2016</u>	<u>Budget</u> <u>F/Y 2017</u>
	Restricted Fund Balance	0	0	2,862,968	2,862,968	8,545
	Receipts:					
43701	SPLOST Revenues	15,515,000	15,208,867	0	0	0
46001	Interest revenues/Discounts	0	127,742	0	8,400	0
	total receipts	15,515,000	15,336,609	0	8,400	0
	Capital Expenditures:					
	PUBLIC SAFETY PROJECTS:					See Note*
3301 54101	Bldg-Law Enforcement Center	5,115,859	5,115,859	0	0	0
3302 54101	Bldg-Fire Station	151,658	151,658	0	0	0
3301 54123	Vehicles-Fire Truck	848,342	848,342	0	0	0
	Total Public Safety Projects	6,000,000	6,115,859	0	0	0
	PUBLIC WORKS PROJECTS:					
	Road Construction					
3308 54031	Streets - Perimeter Road	1,670,393	0	0	0	0
3309 54031	Streets - Lights/Russell Pkwy	1,000,000	901,347	53,644	53,644	17,450
3310 54031	Streets - Elberta Road	0	0	0	0	0
3311 54031	Streets-Feagin Mill Rd Extension	1,437,106	1,437,106	0	0	0
3312 54031	Streets-Watson/Davis	0	204,399	0	0	0
3313 54031	Streets-Willie Lee Pkwy	0	240,964	0	0	0
3314 54031	Streets-Margie Drive	0	146,000	0	0	0
3315 54031	Streets-New Road Construction	0	0	1,722,145	1,722,145	741,615
	Total Road Construction	5,000,000	2,929,816	1,775,789	1,775,789	759,065
	Sidewalk Construction					
33 01 54032	Sidewalks	515,000	515,000	0	0	0
	Service Lines-Water and Sewer					
3301 54062	New Projects-Sewer	2,000,000	1,290,975	709,025	709,025	162,732
3302 54062	New Projects-Water	2,000,000	1,621,991	378,009	378,009	234,370
	Total Service Lines	4,000,000	2,912,966	1,087,034	1,087,034	397,102
	Total Capital Expenditures	15,515,000	12,473,641	2,862,823	2,862,823	1,156,167
	Excess of Revenues					
	Over (Under) Expenditures	0	2,862,968	(2,862,823)	(2,854,423)	(1,156,167)
	Restricted Fund Balances	0	2,862,968	145	8,545	(1,147,622)

Note: As Projects come on line, Budget line items are being funded by means of enactment of supplemental appropriations per Mayor and Council action

Fund 34 Capital Projects Fund
Function 4000 Public Works
SPLOST 2012

<u>Acct #</u>	See Note page 143*	<u>Referendum</u> <u>Projects</u>	<u>Total</u> <u>To Date</u>	<u>Budget</u>		
				<u>as Amended</u> <u>F/Y 2016</u>	<u>Est'd Actual</u> <u>F/Y 2016</u>	<u>Budget</u> <u>F/Y 2017</u>
	Restricted Fund Balance	0	0	7,024,020	7,024,020	10,429,082
Receipts:						
43701	SPLOST Revenues	44,421,000	16,922,547	6,369,227	6,369,227	6,642,191
46001	Interest revenues	115,000	10,198	11,021	11,021	8,000
	total receipts	44,536,000	16,932,745	6,380,248	6,380,248	6,650,191
Construction Projects:						
Public Safety Projects:						
3408 54101	Bldg-Law Enforcement Center	4,450,000	3,567,104	888,007	888,007	0
3403 54101	Fire Station	750,000	722,683	203,662	203,662	30
3404 54101	Public Safety Warehouse	400,000	0	0	0	0
3405 54101	Fire Dept Training Facility	500,000	0	0	0	0
3406 54101	Police Training Facility	300,000	0	0	0	0
3407 54101	Animal Control Shelter Expansion	100,000	0	0	0	0
	Total Public Safety Projects	6,500,000	4,289,787	1,091,669	1,091,669	30
General Government Projects:						
3401 54101	City Hall/Civic Center	4,700,000	1,616,796	921,445	921,445	2,967,041
3402 54125	WAN Service	2,525,000	0	4,822	4,822	0
3429 54101	I-75 Welcome Center	300,000	0	0	0	0
3430 54101	Memorial Parks: Veterans & Vietnam	900,000	63,156	25,741	25,741	261,320
	Total General Gov't Projects	8,425,000	1,679,952	952,008	952,008	3,228,361
Recreation Facilities:						
3422 54128	Recreation Complex	5,000,000	0	0	0	0
3423 54128	Swimming Pool Improvement	290,000	0	0	0	0
3424 54128	Athletic Fields	385,000	0	0	0	0
3425 54128	Tennis Courts	110,000	0	0	0	0
3426 54128	Golf Course	550,000	213,883	6,866	6,866	0
3427 54128	Amphitheater	550,000	0	0	0	0
	Total Recreation Projects	6,885,000	213,883	6,866	6,866	0
Economic Development:						
3431 54031	Street Scape Improvement	1,500,000	0	0	0	0
3428 54001	Land Acquisitions	2,500,000	0	0	0	0
	Total Economic Development	4,000,000	0	0	0	0
Public Works Projects:						
Road Construction:						
3411 54031	RAFB Alternative Access	500,000	0	0	0	0
3412 54031	General Improvements	750,000	86,904	85,980	85,980	90,021
3413 54031	Underground Electrical Service-Russell	1,000,000	0	0	0	0
3409 53055	Resurfacing-General	1,000,000	593,514	124,877	124,877	166,306
3410 53055	Resurfacing-Moody Road	800,000	0	43,460	43,460	591,549
	Total Road Construction	4,050,000	680,418	254,317	254,317	847,876
3414 54032	Sidewalk Construction:					
	Sidewalks	2,550,000	347,192	0	0	0

continued on page 143

Fund 34 Capital Projects Fund
Function 4000 Public Works
SPLOST 2012

See Note*		Referendum	Total	Budget	Est'd Actual	Budget
Acct #		Projects	To Date	as Amended	F/Y 2016	F/Y 2017
continued from page 140						
Water and Sewer System Improvements:						
3415 54062	Feagin Mill Rd Project	400,000	0	0	0	0
3420 54062	Water Treatment Plants/Generators	2,050,000	0	0	0	0
3421 54062	Elevated Tanks	500,000	0	0	0	0
3416 54062	Lift Station Upgrades	400,000	0	0	0	0
3417 54062	Wastewater Plant #1	1,500,000	0	80,890	80,890	18,307
3418 54062	SR 96 Project	750,000	0	0	0	0
3419 54062	Sewer Line Extensions	1,000,000	0	0	0	0
3441 54062	Sandy Run WWTP Expansion	0	0	0	0	923,687
Total Water and Sewer System improvements		6,600,000	0	80,890	80,890	941,994
Total Construction Projects		39,010,000	7,211,232	2,385,750	2,385,750	5,018,261
Capital Expenditures:						
Vehicles:						
3433 54123	Fire Dept Trucks	960,000	969,777	0	0	0
3434 54123	Police Dept Patrol Vehicles	2,500,000	634,960	544,693	544,693	135
3439 54123	Pick Up Trucks	235,000	94,532	44,743	44,743	0
Total Vehicles		3,695,000	1,699,269	589,436	589,436	135
Equipment:						
3440 54123	Heavy Equipment & Trucks	1,115,000	769,794	0	0	0
3435 54121	Maintenance Shop	250,000	0	0	0	0
3436 54121	Sewer/Stormwater Cameras	150,000	0	0	0	0
3437 54123	Lift Truck	95,000	71,342	0	0	0
3432 54121	Fire Dept Thermal Cameras	56,000	43,524	0	0	0
3438 54121	Public Works IT System	50,000	0	0	0	0
Total Equipment		1,716,000	884,660	0	0	0
Total Capital Expenditures		5,411,000	2,583,929	589,436	589,436	135
Total Expenditures		44,421,000	9,795,161	2,975,186	2,975,186	5,018,396
Excess of Revenues						
Over (Under) Expenditures		115,000	7,137,584	3,405,062	3,405,062	1,631,795
Restricted Fund Balances		115,000	7,137,584	10,429,082	10,429,082	12,060,877

Note: As Projects come on line, Budget line items are being funded by means of enactment of supplemental appropriations per Mayor and Council action

this page intentionally left blank

Fund 36 Capital Projects Fund
Warner Robins Public Facilities Authority

Acct #	Revenues:	Sandy Run Creek		Budget		
		Wastewater Plant Project	Total To Date	as Amended F/Y 2016	Est'd Actual F/Y 2016	Budget F/Y 2017
49053	Water & Sewer Fd Transfer	27,805,735	24,969,369	0	0	0
	Total Revenues	27,805,735	24,969,369	0	0	0
	Operating Expenditures:					
58601	Fiscal Agent Fees	0	0	0	0	0
	total operating exp	0	0	0	0	0
	Debt Service & Capital Exp					
54211	CWIP-Sandy Run Creek WPCP	27,805,735	25,983,230	0	0	0
	total debt serv & capital	27,805,735	25,983,230	0	0	0
	Total Expenditures	27,805,735	25,983,230	0	0	0
	Est'd Net increase (decrease) in Fund Balance	0	(1,013,861)	0	0	0

Enterprise Funds

Function 4000 Public Works

Sanitation

Water & Sewer Fund

Natural Gas Fund

Stormwater Drainage Fund

Enterprise Funds
Summary of Budgeted Revenues, Expenditures,
and Net Income

<u>Funds</u>	52 Sanitation	53 Water & Sewer Fund	54 Natural Gas Fund	61 StormWater Drainage
Total Revenues	8,296,000	16,215,708	7,340,636	2,561,500
Salaries & Benefits	0	3,703,060	0	972,895
Operations	8,538,211	8,097,706	3,173,175	829,600
Capital	0	3,130,940	2,512,286	525,000
Total Expenditures	8,538,211	14,931,706	5,685,461	2,327,495
Transfer to Other Funds	0	1,700,000	2,200,000	0
Budgeted Net Income	(242,211)	(415,998)	(544,825)	234,005

Fund # 52 - Sanitation

Activity:

4520 Sanitation Collection

Fund 52 Enterprise Funds
Function 4000 Public Works
Activity 4520 - Sanitation

<u>Acct #</u>	<u>F/Y 2015</u>	<u>Original</u>	<u>Amended</u>	<u>F/Y 2016</u>	<u>F/Y 2017</u>
		<u>F/Y 2016</u>	<u>F/Y 2016</u>		
<u>Receipts:</u>					
	<u>Actual</u>	<u>Budget</u>	<u>Budget</u>	<u>Est'd Actual</u>	<u>Budget</u>
44300 Sanitation fees	7,945,669	7,950,000	7,950,000	8,064,010	8,064,000
44501 Penalties-Late Payments	184,351	170,000	170,000	199,116	200,000
46001 Interest revenues	1,510	1,000	1,000	2,047	2,000
48055 Bad Debt Recoveries	36,609	25,000	25,000	35,459	30,000
total receipts	8,168,139	8,146,000	8,146,000	8,300,632	8,296,000
<u>Operating Expenditures:</u>					
52022 Professional-Audit Fees	6,750	6,750	6,750	6,750	6,800
52100 Garbage pickup/Crisp Co. Solid Waste	7,061,478	7,165,933	7,165,933	7,143,100	7,233,311
52101 Hauling Fees	650,508	615,000	615,000	666,610	667,000
52102 Landfill Expense	297,756	285,000	285,000	300,886	300,100
52103 Compost Fees	168,405	180,000	180,000	185,494	186,000
52104 Landfill Expense - C & D	0	0	0	0	0
52144 Repairs & maint by vendor- Other Equip	5,407	5,000	5,000	5,406	5,000
55001 Administrative Fees-General Fund	50,000	0	0	0	0
57301 Bad Debt Expense	137,102	85,000	85,000	140,000	140,000
total expenditures	8,377,406	8,342,683	8,342,683	8,448,246	8,538,211
61010 Transfers to - General Fund	0	0	0	0	0
net income (loss) before Transfers	(209,267)	(196,683)	(196,683)	(147,614)	(242,211)

Fund # 53 - Water & Sewer

Activities:

- 4300 Water & Sewer Administration**
- 4330 Sewage Collections & Disposal**
- 4440 Water Distribution**

Fund # 53 Water & Sewer

Budget Summary-All Activities For Fiscal Year 2017

		F/Y 2015	F/Y 2016	F/Y 2016	F/Y 2017
		<u>Actual</u>	<u>Budgeted</u>	<u>Est'd Actual</u>	<u>Budgeted</u>
Total Budgeted Revenues		<u>16,259,526</u>	<u>16,323,448</u>	<u>16,126,248</u>	<u>16,215,708</u>
Budgeted Expenditures by Activity:					
	Activity #:				
Water & Sewer Administration	4300	7,116,395	7,585,165	7,446,499	7,996,450
Sewage Collections & Disposal	4330	3,074,043	3,425,232	3,199,125	3,390,314
Water Distribution	4440	<u>3,242,970</u>	<u>3,461,944</u>	<u>3,471,536</u>	<u>3,544,942</u>
Total Expenditure by Activity		<u>13,433,408</u>	<u>14,472,341</u>	<u>14,117,160</u>	<u>14,931,706</u>
Transfer to General Fund		1,800,000	1,700,000	1,700,000	1,700,000
Net Income (Loss)		<u>1,026,119</u>	<u>151,107</u>	<u>309,088</u>	<u>(415,998)</u>

this page intentionally left blank

Fund # 53 Water & Sewer Revenues

Acct #	F/Y 2015	Original F/Y 2016	Amended F/Y 2016	F/Y 2016	F/Y 2017
Receipts:	<u>Actual</u>	<u>Budget</u>	<u>Budget</u>	<u>Est'd Actual</u>	<u>Budget</u>
44351 Water Sales	7,535,052	7,600,000	7,600,000	7,411,291	7,500,000
44352 Tap on Fees-Water	220,263	236,000	236,000	220,263	220,000
44361 Sewer Sales	6,744,121	6,800,000	6,800,000	6,678,837	6,700,000
44362 Tap on Fees-Sewer	203,088	212,000	212,000	258,576	250,000
44364 Leachate Treatment	152,300	148,000	148,000	172,221	172,000
44365 Grease Traps Fees	242,434	240,000	240,000	235,340	235,000
44366 Facility Charge-GPU	156,209	156,208	156,208	156,208	156,208
44367 Septic Tank Dumps	33,695	33,000	33,000	33,695	34,000
44502 Penalties-Late Payments	327,142	325,000	325,000	342,136	340,000
44551 Service Revenue-Utilities	219,576	207,000	207,000	207,000	207,000
44553 Activation Fees	236,013	218,000	218,000	236,012	236,000
46001 Interest revenues	14,372	14,000	14,000	20,405	21,000
48001 Rental Income-Site Rental Fee	71,739	71,740	71,740	81,112	81,000
48053 Miscellaneous	120	500	500	265	500
48055 Bad Debt Recoveries	58,181	52,000	52,000	67,887	58,000
48101 Insurance Recoveries	0	0	0	0	0
49201 Surplus Property Sales	45,221	10,000	10,000	5,000	5,000
49251 Sale of Fixed Assets	0	0	0	0	0
Total receipts	16,259,526	16,323,448	16,323,448	16,126,248	16,215,708

Function 4000 Public Works - Enterprise Funds

Summary of Authorized Strength - Full Time

Authorized Strength- Full time

Administrative Assistant (UT)	1
Administrative Clerk (UT)	4
Assistant Utility Engineer	1
Asst Surveyor/GIS Technician	1
Cathodic Protection Lead	1
Cathodic Protection Worker	2
Compliance Training Officer	1
Custodian	1
Equipment Operator (Gas)	3
Equipment Operator (Sewer)	3
Equipment Operator (Water)	2
Field Mechanic (Sewer)	1
Gas Compliance Officer	1
Gas Inspector	1
Gas Service Supervisor	1
Gas Service Worker	5
Heavy Equipment Operator (Wtr)	1
Meter Maintenance Supervisor	1
Meter Maintenance Technician	2
Meter Reader	4
Pollution Control Coordinator	1
Pollution Control Technician	1
Rodder Operator (Sewer)	4
Rodder Service Crewleader	1
Surveyor	1
UT Maint Crewleader (Gas)	1
UT Maint Crewleader (Sewer)	4
UT Maint Crewleader (Short Det)	1
UT Maint Crewleader (Water)	3
UT Maint Supervisor (Sewer)	1
UT Maint Supervisor (Water)	1
UT Maint Worker I (Sewer)	3
UT Maint Worker I (Water)	4
UT Maint Worker II (Sewer)	3
UT Maint Worker II (Water)	1
UT Maint Worker III (Sewer)	2
UT Maint Worker III (Water)	1
Utilities Director	1
Utilities Operations Super	1
Utility Engineer	1
Utility Inspector	2
Utility Locator	2
Utility Servicer	3
Welder	1
Welder/Crew Leader (UT)	1
total	82

Fund 53 Enterprise Funds
Function 4000 Public Works
All Activities - Water & Sewer

Activity:	Water & Sewer Administration	F/Y 2015	Original	Amended	F/Y 2016	F/Y 2017
			F/Y 2016	F/Y 2016		
4300	Acct # Salaries & Benefits:	Actual	Budget	Budget	Est'd Actual	Budget
	51001 Salaries- full time	1,941,314	2,823,755	2,823,755	2,621,387	2,840,974
	51002 Salaries- overtime	61,438	100,000	100,000	90,000	100,000
	51003 Salaries-Part Time	0	0	0	0	0
	51011 Salaries-on call pay	43,890	43,900	43,900	40,000	45,000
	51201 FICA	151,920	227,026	227,026	210,481	228,427
	51202 Group Health	686,421	1,161,290	1,161,290	1,161,290	1,306,450
	51203 Retirement	93,781	235,704	235,704	235,704	249,984
	51204 Unemployment	0	15,000	15,000	0	15,000
	51205 Worker's compensation	35,364	80,000	80,000	80,000	30,000
	Reimburse from Gas Fund for Salaries & Benefits	0	(1,142,500)	(1,142,500)	(1,142,500)	(1,112,775)
	total sal & ben	3,014,128	3,544,175	3,544,175	3,296,362	3,703,060
	Operating Expenditures:					
	52021 Professional Services	0	0	0	0	0
	52022 Professional-Audit Fees	12,500	13,000	13,000	13,000	15,000
	52041 Professional-Software Support & Maintenance	2,993	3,900	3,900	3,900	3,900
	52140 Repairs & maint by vdr- buildings	1,720	3,000	3,000	3,000	3,000
	52143 Repairs & maint by vdr- Office Equip	4,530	4,300	4,300	4,500	4,500
	52300 General Insurance/Property	114,850	150,000	150,000	150,000	147,000
	52311 Postage	637	1,500	1,500	1,500	1,500
	52312 Telephone	154	1,000	1,000	1,000	1,000
	52321 Advertising	1,032	0	0	2,000	2,000
	52331 Printing	1,514	2,000	2,000	2,000	2,000
	52341 Travel & business meeting expense	2,340	2,700	2,700	2,700	2,700
	52351 Dues & memberships	1,753	2,800	2,800	2,800	2,800
	52361 Training & employee development	4,678	6,400	6,400	6,000	6,000
	52371 Licenses/Professional Staff	1,020	800	800	1,000	1,000
	52393 Permits	19,600	19,600	19,600	20,000	20,000
	53001 Office supplies	8,268	10,000	10,000	10,000	10,000
	53002 Data Processing Supplies	0	2,000	2,000	2,000	2,000
	53201 Water & Sewer	128,120	100,000	100,000	100,000	100,000
	53211 Natural Gas	5,282	7,000	7,000	12,000	12,000
	53221 Electricity	22,083	21,000	21,000	21,000	21,000
	53311 Subscriptions & publications	50	50	50	50	50
	55001 General Fund Admin fee	1,100,000	1,150,000	1,150,000	1,150,000	1,300,000
	57301 Bad Debt Expense	301,747	200,000	200,000	301,747	300,000
	total operating exp	1,734,871	1,701,050	1,701,050	1,810,197	1,957,450

continued on page 156

Fund 53 Enterprise Funds
Function 4000 Public Works
All Activities - Water & Sewer

Operating Expenditures (con't)

		Original	Amended		
	F/Y 2015	F/Y 2016	F/Y 2016	F/Y 2016	F/Y 2017
	<u>Actual</u>	<u>Budget</u>	<u>Budget</u>	<u>Est'd Actual</u>	<u>Budget</u>
Capital Expenditures:					
54002	Easements/Right-of-Ways	661	6,000	6,000	6,000
54101	Building & Improvements	0	6,500	6,500	6,500
54121	Machinery & Equipment	0	0	0	0
54125	Computer Equipment	0	0	0	0
54126	Office Equipment	0	0	0	0
Debt Service					
58002	W & S 2012 Bond Payment	2,010,013	2,004,500	2,004,500	2,003,000
58105	Lease Payments	0	0	0	0
58202	GEFA SRF loan # 13096101	63,993	0	0	0
58203	GEFA DWSFA #05-010	291,429	317,940	317,940	317,940
58601	Fiscal agents fees	1,300	5,000	5,000	2,500
	total debt serv & capital	2,367,396	2,339,940	2,339,940	2,339,940
	total expenditures for Activity 4300	7,116,395	7,585,165	7,585,165	7,996,450

4330

Sewage Collections & Disposal

Acct #	<u>Operating Expenditures:</u>				
52021	Professional Services	70,229	150,000	310,228	150,000
52040	Professional Services/Technical	4,895	64,000	64,000	50,000
52042	Sewer Treatment Contract operations	1,818,672	1,846,282	1,846,282	1,927,714
52104	Sludge Removal-Landfill ESG	17,058	15,000	15,000	8,000
52105	Grease Trap Pumping	194,026	190,000	190,000	190,000
52140	Repairs & maint by vdr- Bldg	427	3,000	3,000	1,500
52141	Repairs & maint by vdr- Vehicles	54,408	75,000	75,000	70,000
52142	Repairs & maint by vdr- Com. Equip	0	1,500	1,500	800
52144	Repairs & maint by vdr- Other Equip	37,214	60,000	60,000	48,000
52148	Repairs & maint by vdr- ESG	18,539	15,000	15,000	15,000
52171	Rental/Equipment	3,080	5,000	5,387	3,100
52341	Travel & Business Meeting Expense	3,342	2,500	2,500	2,000
52361	Training & employee development	2,672	3,750	3,750	3,000
53003	Injuries & Damages	3,070	3,200	3,200	3,200
53010	Uniform & Clothing	5,032	5,000	5,000	4,000
53060	Sewer solvents	7,056	30,000	30,000	25,000
53221	Electricity	394,806	415,000	415,000	415,000
53261	Gas/Diesel/Oil/Grease	70,046	90,000	90,000	60,000
53351	Small tools	8,353	9,000	9,000	9,000
53371	Other supplies	59,470	50,000	50,000	50,000
	total operating exp	2,772,395	3,033,232	3,193,847	2,954,382
Capital Expenditures:					
54061	Sewer Reinforcements	95,015	150,000	151,152	200,000
54062	New Service Lines	10,242	12,000	12,000	10,000
54063	New Projects	11,844	50,000	50,000	15,000
54066	New Projects-ESG	131,259	180,000	207,009	130,000
54121	Machinery & other equipment	0	0	0	0
54122	Communication equipment	0	0	0	0
54123	Vehicles	53,288	0	44,743	0
	total capital expenditures	301,648	392,000	464,904	355,000
	total expenditures for Activity 4330	3,074,043	3,425,232	3,658,751	3,390,314

continued on page 157

Fund 53 Enterprise Funds
Function 4000 Public Works
All Activities - Water & Sewer

Operating Expenditures (con't)

		Original		Amended		
		F/Y 2015	F/Y 2016	F/Y 2016	F/Y 2016	F/Y 2017
		<u>Actual</u>	<u>Budget</u>	<u>Budget</u>	<u>Est'd Actual</u>	<u>Budget</u>
4440	Water Distribution					
	<u>Acct # Operating Expenditures:</u>					
	52021 Professional Services	353	30,000	65,000	50,000	50,000
	52041 Professional Services/Technical	0	40,000	40,000	40,000	40,000
	52042 Water Treatment Contract operations	1,209,433	1,230,854	1,230,854	1,230,854	1,285,142
	52141 Repairs & maint by vdr- vehicles	24,629	30,000	30,000	40,000	40,000
	52142 Repairs & maint by vdr- Communication Equip	0	1,000	1,000	1,000	1,000
	52144 Repairs & maint by vdr- Other Equip	22,115	25,000	25,000	25,000	25,000
	52145 Repairs & maint by vdr- Water Tanks	89,073	91,400	91,400	98,000	98,000
	52147 Repairs & maint by vdr- Meters & Regulators	5,592	15,000	15,000	15,000	15,000
	52171 Rental/Equipment	0	5,000	5,000	5,000	5,000
	52341 Travel & Business Meeting Expense	1,522	4,000	4,000	4,000	4,000
	52361 Training & employee development	554	4,900	4,900	4,000	4,000
	53003 Injuries & Damages	754	2,000	2,000	2,000	2,000
	53010 Uniform & Clothing	541	5,790	5,790	5,800	5,800
	53221 Electricity	464,978	485,000	485,000	440,000	450,000
	53261 Gas/Diesel/Oil/Grease	61,844	100,000	100,000	75,000	75,000
	53323 Water-Houston County Purchase	893,348	900,000	900,000	955,882	960,000
	53351 Small tools	10,123	17,000	17,000	15,000	15,000
	53371 Other supplies	24,237	25,000	25,000	30,000	30,000
	total operating exp	2,809,096	3,011,944	3,046,944	3,036,536	3,104,942
	<u>Capital Expenditures:</u>					
	54061 Reinforcements	274,093	300,000	303,221	315,000	300,000
	54062 New Service Lines	135,209	100,000	100,000	90,000	90,000
	54063 New Projects	5,894	50,000	50,000	30,000	50,000
	54121 Machinery & other equipment	0	0	0	0	0
	54122 Communication equipment	0	0	0	0	0
	54123 Vehicles	18,678	0	0	0	0
	total capital expenditures	433,874	450,000	453,221	435,000	440,000
	total expenditures for Activity 4440	3,242,970	3,461,944	3,500,165	3,471,536	3,544,942
	Total O & M Expenditures for W & S Fund	13,433,408	14,472,341	14,744,081	14,117,160	14,931,706
4300	61010 Transfers to General Fund	1,700,000	1,700,000	1,700,000	1,700,000	1,700,000
	Total Transfer to Other Funds	1,700,000	1,700,000	1,700,000	1,700,000	1,700,000
	Net Income (Loss)	1,126,119	151,107	(120,633)	309,088	(415,998)

this page intentionally left blank

Fund 53 Enterprise Funds
Function 4000 Public Works
All Activities - Water & Sewer

Capital Assets

Fixed Asset Additions and Replacements

4300

Acct #	A/R	Qty	Description	Amount
54101			Improvement	6,500

total Activity 4300 6,500

4330

Acct #	A/R	Qty	Description	Amount
---------------	------------	------------	--------------------	---------------

total Activity 4330 0

4440

Acct #	A/R	Qty	Description	Amount
---------------	------------	------------	--------------------	---------------

total Activity 4440 0

Fund # 54 - Natural Gas

Activity:

4700 Natural Gas Distribution

Fund 54 Enterprise Funds
Function 4000 Public Works
Activity 4700 - Natural Gas

Activity:		F/Y 2015	Original	Amended	F/Y 2016	F/Y 2017
		<u>Actual</u>	<u>Budget</u>	<u>Budget</u>	<u>Est'd Actual</u>	<u>Budget</u>
4700	<u>Acct # Receipts:</u>					
	44401 Natural Gas Sales	21,834,889	23,500,000	23,500,000	18,905,622	20,000,000
	53321 Natural Gas Purchases	17,430,399	18,800,000	18,800,000	15,626,095	16,014,400
	Net Sales	4,404,490	4,700,000	4,700,000	3,279,527	3,985,600
	44402 Portfolio Returns - MGAG	1,018,559	1,040,000	1,040,000	880,000	880,000
	44403 Facility Charge-Ga Power	451,673	111,432	111,432	678,500	1,812,636
	44404 Facility Charge-GPU	288,000	288,000	288,000	288,000	288,000
	44503 Penalties-Late Payments	201,435	207,000	207,000	172,155	172,000
	44551 Service Revenue-Utilities	30,631	27,000	27,000	26,768	27,000
	44553 Activation Fees	110,813	110,000	110,000	104,924	104,000
	46001 Interest revenues	18,809	17,000	17,000	24,126	25,000
	48053 Miscellaneous revenues	3,645	500	500	200	500
	48054 Vendor Comp-Sales Tax	5,994	67,000	67,000	4,962	4,900
	48055 Bad Debt Recoveries	38,137	35,000	35,000	41,072	41,000
	48101 Insurance Recoveries	5,734	0	0	4,157	0
	49201 Sales-Surplus Property	4,700	0	0	0	0
	Total Receipts	6,582,620	6,602,932	6,602,932	5,504,391	7,340,636
	<u>Operating Expenditures:</u>					
	52021 Professional Services	71,290	100,000	156,706	105,000	100,000
	52022 Professional-Audit Fees	19,500	23,000	23,000	23,000	25,000
	52043 Professional/Technical-Natural Gas Leak Survey	20,775	30,000	30,000	30,000	30,000
	52140 Repairs & maint by vdr- Buildings	0	5,000	10,000	5,000	5,000
	52141 Repairs & maint by vdr- Vehicles	39,681	50,000	51,801	30,000	35,000
	52143 Repairs & maint by vdr- Office Equip	6,365	10,000	10,000	10,000	10,000
	52144 Repairs & maint by vdr- Other Equip	33,780	40,300	30,640	32,000	35,000
	52147 Repairs & maint by vdr- Meters & Regulators	56,374	60,000	68,662	70,000	70,000
	52300 General Insurance/Property	19,941	27,000	27,000	20,496	23,000
	52311 Postage	576	7,000	7,000	500	2,000
	52312 Telephone	27,555	20,000	20,000	30,000	30,000
	52321 Advertising	6,484	25,000	25,000	4,900	10,000
	52331 Printing	2,874	5,000	5,000	3,000	4,000
	52341 Travel & business meeting expense	3,647	7,500	7,500	2,000	4,000
	52351 Dues & memberships	7,671	8,400	8,400	8,400	8,400
	52361 Training & employee development	2,232	7,500	7,500	3,000	6,000
	53001 Office supplies	3,231	3,200	3,200	500	2,000
	53003 Injuries & Damages	0	4,000	4,000	1,000	2,000
	53010 Uniform & Clothing	7,726	12,000	13,760	5,600	8,000

con't on page 162

Fund 54 Enterprise Funds
Function 4000 Public Works
Activity 4700 - Natural Gas

Operating Expenditures (con't)

	F/Y 2015	Original F/Y 2016	Amended F/Y 2016	F/Y 2016	F/Y 2017
	<u>Actual</u>	<u>Budget</u>	<u>Budget</u>	<u>Est'd Actual</u>	<u>Budget</u>
53081 Cathodic protection	28,500	50,000	60,582	22,000	50,000
53201 Water & Sewer	4,093	5,000	5,000	1,500	4,000
53211 Natural Gas	3,149	3,000	3,000	3,000	3,000
53221 Electricity	21,356	20,000	20,000	21,355	20,000
53261 Gas/Diesel/Oil/Grease	55,644	70,000	70,000	36,459	45,000
53271 Chemicals, oxygen, acetylene...	541	50,000	60,413	20,000	30,000
53351 Small tools	4,375	5,220	5,220	5,000	6,000
53371 Other supplies	27,320	30,000	32,147	32,147	40,000
55001 General Fund Admin fee	750,000	750,000	750,000	750,000	760,000
57030 Property taxes-Twiggs County	17,303	18,000	18,000	17,622	18,000
57100 J.O. Transmission Line	552,396	545,000	545,000	519,333	535,000
57301 Bad Debt Expense	256,422	159,000	159,000	136,967	140,000
61053 Transfers to other Funds-W&S salary reimb't	0	1,142,500	1,142,500	1,142,500	1,112,775
total operating exp	2,050,801	3,292,620	3,380,031	3,092,279	3,173,175
<u>Debt Service & Capital Exp</u>					
54061 Reinforcements	517,456	300,000	669,205	646,000	300,000
54062 New Service Lines	23,541	25,000	25,000	3,000	20,000
54063 New Projects	638	20,000	22,551	8,000	10,000
54070 Meter Project	24,498	20,000	20,000	10,000	20,000
54101 Buildings	0	5,000	6,567	7,503	4,000
54121 Machinery & other equipment	7,200	20,000	30,000	30,000	0
54122 Communication equipment	0	0	0	0	0
54123 Vehicles	65,358	0	0	0	0
54125 Computer Equipment	0	0	0	0	0
58101 MGAG 95 pipeline \$4,959,941	307,450	335,400	335,400	335,400	1,812,636
58103 MGAG 2011 pipeline \$3,470,000	308,245	336,900	336,900	336,900	337,150
58601 Fiscal agents fees	8,500	9,000	9,000	8,500	8,500
total debt serv & capital	1,262,886	1,071,300	1,454,623	1,385,303	2,512,286
total expenditures for Activity 4700	3,313,687	4,363,920	4,834,654	4,477,582	5,685,461
61010 Transfers to other Funds	2,200,000	2,200,000	2,200,000	2,200,000	2,200,000
Net Income (Loss)	1,068,933	39,012	(431,722)	(1,173,191)	(544,825)

Fund 54 Enterprise Funds
Function 4000 Public Works
Activity 4700 - Natural Gas

Capital Assets

Fixed Asset Additions and Replacements

Acct #	A/R	Qty	Description	Amount
---------------	------------	------------	--------------------	---------------

			total	0
--	--	--	--------------	----------

this page intentionally left blank

Fund # 61 - Stormwater Drainage Fund

Activity:

4320 Stormwater Drainage Utility

Fund 61 Enterprise Funds
Function 4000 Public Works
Activity 4320 - Stormwater Drainage

		F/Y 2015	Original	Amended	F/Y 2016	F/Y 2017
		<u>Actual</u>	<u>Budget</u>	<u>Budget</u>	<u>Est'd Actual</u>	<u>Budget</u>
Activity:						
4320	<u>Acct # Receipts:</u>					
	44371 Stormwater Drainage Fees	2,450,737	2,475,000	2,475,000	2,505,688	2,506,000
	44502 Penalties-Late Payments	47,653	49,000	49,000	53,159	49,000
	48053 Miscellaneous revenues	0	50	50	945	500
	48055 Bad Debt Recoveries	6,226	5,700	5,700	7,511	6,000
	Total Receipts	2,504,616	2,529,750	2,529,750	2,567,303	2,561,500
	<u>Acct # Salaries & Benefits: SEE NOTE BELOW:</u>					
	51001 Salaries- full time	465,167	632,753	632,753	482,025	546,494
	51002 Salaries- overtime	161	7,500	7,500	160	1,500
	51011 Salaries-On Call	1,680	1,680	1,680	1,680	1,680
	51201 FICA	45,493	49,108	49,108	37,016	42,050
	51202 Group Health	286,335	250,920	250,920	250,920	250,806
	51203 Retirement	30,874	44,750	44,750	44,750	42,600
	51205 Worker's compensation	191,550	189,250	189,250	189,250	87,765
	total sal & ben	1,021,260	1,175,961	1,175,961	1,005,801	972,895
	<u>Operating Expenditures:</u>					
	52021 Professional Services	9,227	30,000	41,300	41,300	30,000
	52141 Repairs & maint by vdr- Vehicles	26,151	30,000	30,000	30,000	30,000
	52144 Repairs & maint by vdr- Other Equip	6,075	6,000	16,000	16,000	6,000
	52171 Rental Equipment	140	10,000	10,000	10,000	10,000
	52300 General Property Insurance	0	0	0	0	24,000
	52341 Travel & business meeting expense	0	5,000	5,000	5,000	5,000
	52351 Dues & memberships	0	2,500	2,500	600	2,500
	52361 Training & employee development	0	5,000	5,000	5,000	5,000
	53010 Uniforms & Clothing	603	1,100	1,100	1,100	1,100
	53261 Gas/Diesel/Oil/Grease	49,128	60,000	60,000	29,472	60,000
	53351 Small tools	131	5,000	5,000	5,000	5,000
	53371 Other supplies	100,881	82,000	82,000	100,880	92,000
	55001 General Fund Administration	300,000	300,000	300,000	300,000	440,000
	57010 Prisoner Detail - Dooly Co	71,404	83,000	83,000	83,000	83,000
	57301 Bad Debt Expense	35,790	19,000	19,000	35,790	36,000
	total operating exp	599,530	638,600	659,900	663,142	829,600
	<u>Debt Service & Capital Exp</u>					
	54061 Reinforcements	0	100,000	103,956	103,956	100,000
	54063 New Projects	0	425,000	395,997	395,997	425,000
	54121 Machinery & other equipment	0	160,000	410,000	410,000	0
	54122 Communication Equipment	0	0	8,700	8,700	0
	54123 Vehicles	0	0	177,491	177,491	0
	total debt serv & capital	0	685,000	1,096,144	1,096,144	525,000
	total expenditures for Activity 4320	1,620,790	2,499,561	2,932,005	2,765,087	2,327,495
	Net Income (Loss)	883,826	30,189	(402,255)	(197,784)	234,005

NOTE: An Estimated 15% of Gen Fd Street Act 4221 salaries & benefits are charged to this Fund due to those Employees being tasked with Stormwater Drainage repairs & improvements; also, a % of PW's Administration salaries for PW Director are charged to SWD.

this page intentionally left blank